



EAB

Academic Performance Solutions

# New Feature Training

## *APS Benchmarks Dashboard*

*November 2017*

# Today's Presentation



## Today's Presenter



**Julia Linfors**  
Consultant

**Having trouble with GoToWebinar,  
or have additional questions?**

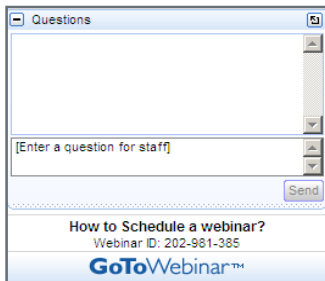
**CONTACT US AT:**

APS@eab.com

## Navigating GoToWebinar

### Asking a Question

To ask the presenter a question, type it into the question panel and press send.



### Minimizing and Maximizing Your Screen



- Use the orange and white arrow to minimize and maximize the GoToMeeting panel.
- Use the blue and white square to make the presentation full screen.

# Today's Agenda



## Evolution of APS Benchmarking

---



## Methodology Behind the Benchmarks

---



## Benchmarks Dashboard Navigation

---

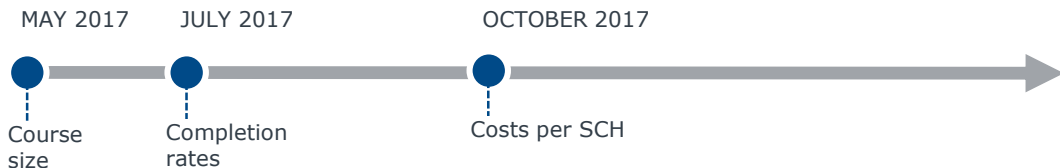


## Ways to Leverage the Benchmarks Dashboard

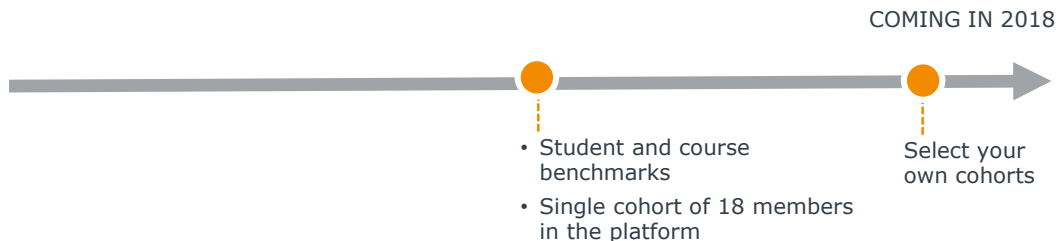
# Evolution of APS Peer Benchmarking

## Building Discipline Level Benchmarks for Apples-to-Apples Comparisons

### APS Insights Reports and Webinars



### Benchmarking in the APS Platform



### The APS Insights Series



- Analysis using our 2015 benchmarking data at the institution, department, and division levels
- Download reports and watch the webinars on-demand at [EAB.com](http://EAB.com)

# Methodology Behind the Benchmarks Dashboard



## Your Institution's Mappings

You can view your mappings on the Configuration Summary Tab in the Benchmarks Dashboard

## Standard Department Mappings

- Identified 43 APS standard departments across the Collaborative
- Used CIP codes, as well as manual review, to map each institution's departments to one of the 43 standard departments

## "Not Benchmarked" Category

All departments and other standardized attributes in your institutional data that did not map to an APS standard department will appear in the "Not Benchmarked" category

## Standard Course Type Mappings

- Used member configurations in Academic Performance Solutions Dashboard
- Reviewed course type descriptions, campus codes, and maximum enrollment

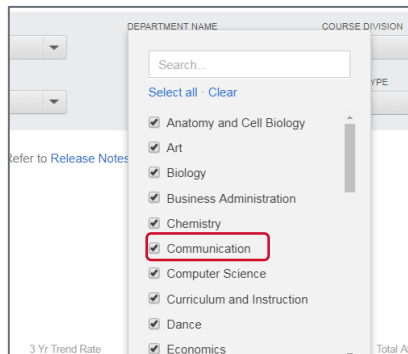


# Standardizing Department Names

## Filters in Benchmark Dashboard Different from Your Institution's Configuration

### APS Dashboard

- Configured During APS Implementation
- Includes all of your institution's departments
- Uses the names your institution provided

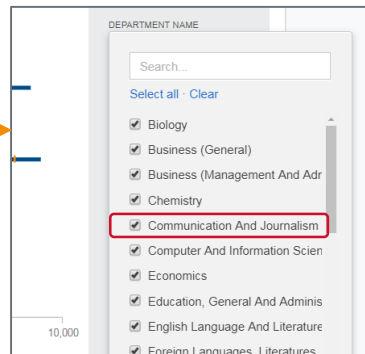


### How Are Departments Mapped?

View the mapping from your institution to the benchmarks in the **Configuration Summary Tab**

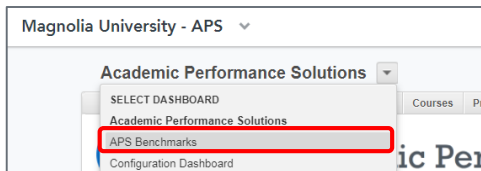
### Benchmarks Dashboard

- Mapped to 43 Standard Departments
- Includes the standard departments to which your institution's departments were mapped

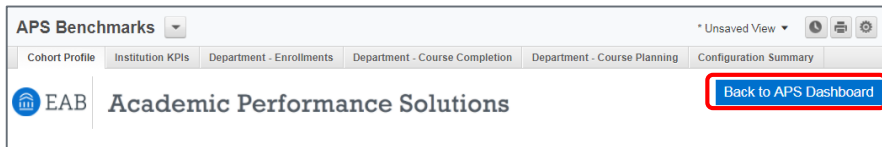


# Accessing the Benchmarks Dashboard

- 1 In the APS Dashboard, click on the drop-down menu next to Academic Performance Solutions. Click on the APS Benchmarks dashboard



- 2 To navigate back to the Academic Performance Solutions Dashboard, click on the 'Back to APS Dashboard' button located at the top right of each page.





Live Demonstration



# Three Ways to Leverage Benchmarks

## Informing Your Planning Decisions

### 1 Course Completion

Prioritize course completion improvement efforts among lower division courses

- Identify departments below the benchmark for course completion rate
- Examine courses within that department to understand outliers
- Drilldown to the section level to understand if the trend is across an entire course, or driven by instructor variation



### 2 Class Size

Identify opportunities to invest in upper division classes

- Pinpoint departments where upper division median class size exceeds peers
- Use course size trends over time and distribution by course type to pinpoint recent changes
- Consider offering more sections to meet demand



### 3 Enrollment

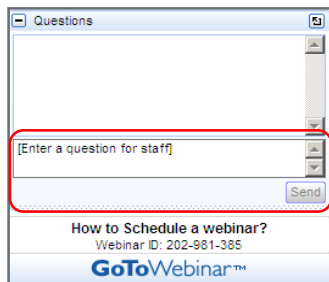
Understand changes in enrollment at your institution compared to the market

- View departments with the largest increase or decrease in attempted credit hours per student
- Compare to the benchmark to determine if change is consistent with peers
- Drill into department-level capacity to determine possible future constraints or excess capacity



## How to Ask a Question

To ask the presenter a question, type it into the question panel and press send.



## Resources

APS Platform User Guide

- Available online:  
<https://www.eab.com/technology/academic-performance-solutions/members>

Three Ways to Leverage APS Benchmarks

- Download handout from GoToWebinar

## Additional questions?

Contact us at: [APS@eab.com](mailto:APS@eab.com)





EAB

2445 M Street NW, Washington DC 20037  
**P** 202.266.6400 | **F** 202.266.5700 | [eab.com](http://eab.com)