



EAB

Academic Performance Solutions

Prioritizing Courses to Improve Course Completion Rates

Part III, Boot Camp for Department Chairs

August 8, 2018

Today's Presentation



Today's Presenter

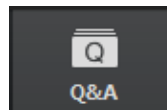


Jermaine Elliott
Consultant

Navigating Zoom

Ask a Question

To ask the presenter a question, use the Q&A button on the toolbar.



Having trouble with Zoom?

Contact us at APS@eab.com

We would love to hear from you!

Please take a few minutes to fill out the survey that will appear at the end of this webconference. It'll appear as a tab in your browser.

APS Boot Camp for Department Chairs

Foundational Webconference Training Series

Four 45-minute sessions led by APS dedicated consultants to demonstrate how department chairs, as well as new users and users who would like a refresh on platform functionality, can use data to make informed resource allocation decisions

Intro to APS

July 25th



- Gain a brief overview of APS
- Learn key methodology and terms
- How to access and navigate through the platform

Planning Course and Section Offerings

August 1st



- Align course offerings with student demand
- How to reallocate resources to high demand areas, like bottlenecks

Prioritizing Courses to Improve Course Completion Rates

August 8th



- Promote student progress
- How to leverage analyses on the Students tab

Submitting Faculty Line Requests

August 15th



- Locate key metrics to support faculty line requests
- How to apply analyses learned in previous sessions



Embedding APS on Campus as a Department Chair

August 23rd, 3-3:30pm ET

- Conversation with Dr. Matthew Costello, Department Chair at Saint Xavier University
- How he led the initiative to embed APS on campus to make data-informed decisions, such as in their annual review process

Need help registering?

Leave a comment in the survey!

Our Agenda for Today



**Introduction to Course
Completion Rates**



Platform Demonstration



Questions

Why Look at Completion Rates?

The High Cost of Credits Taken But Not Earned

Longer Time to Degree



One institution found that six unproductive credits can lead to an extra four months of time to degree.

Potential Loss of Financial Aid or Scholarship



Many aid packages or scholarships are dependent on a student having a minimum GPA or full time status.

Less Likely to Be Retained



Students not receiving course credit can lead to lower retention rates.



Completion Rates, End of Freshman Year¹

n=6,532 freshmen

Students who leave the institution

47%

Students who continue for a second year

86%

Completion rate of freshmen who leave the university is nearly half

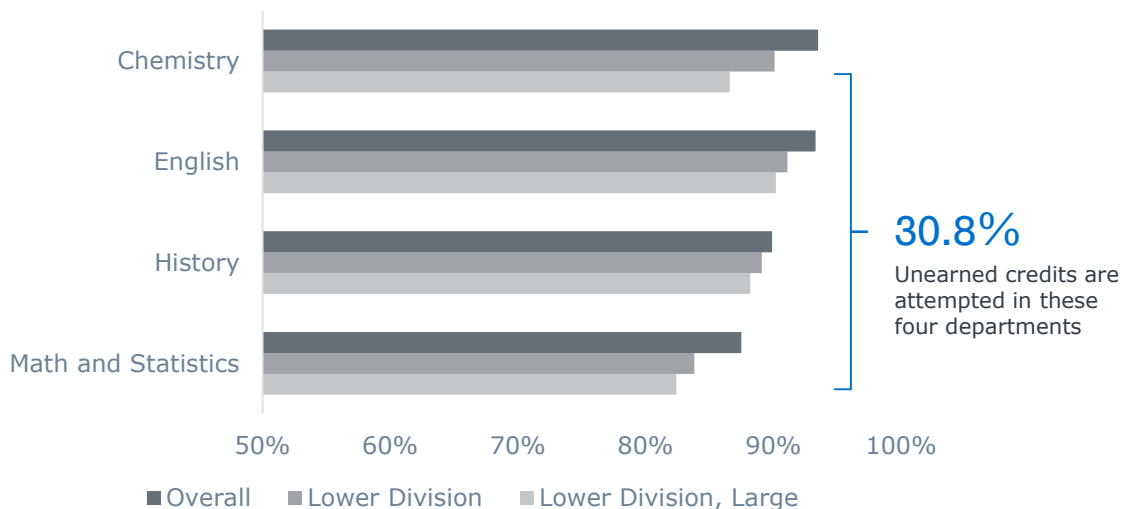
1) Average end-of-freshman-year completion rate at one regional comprehensive university.

Differences Across Departments

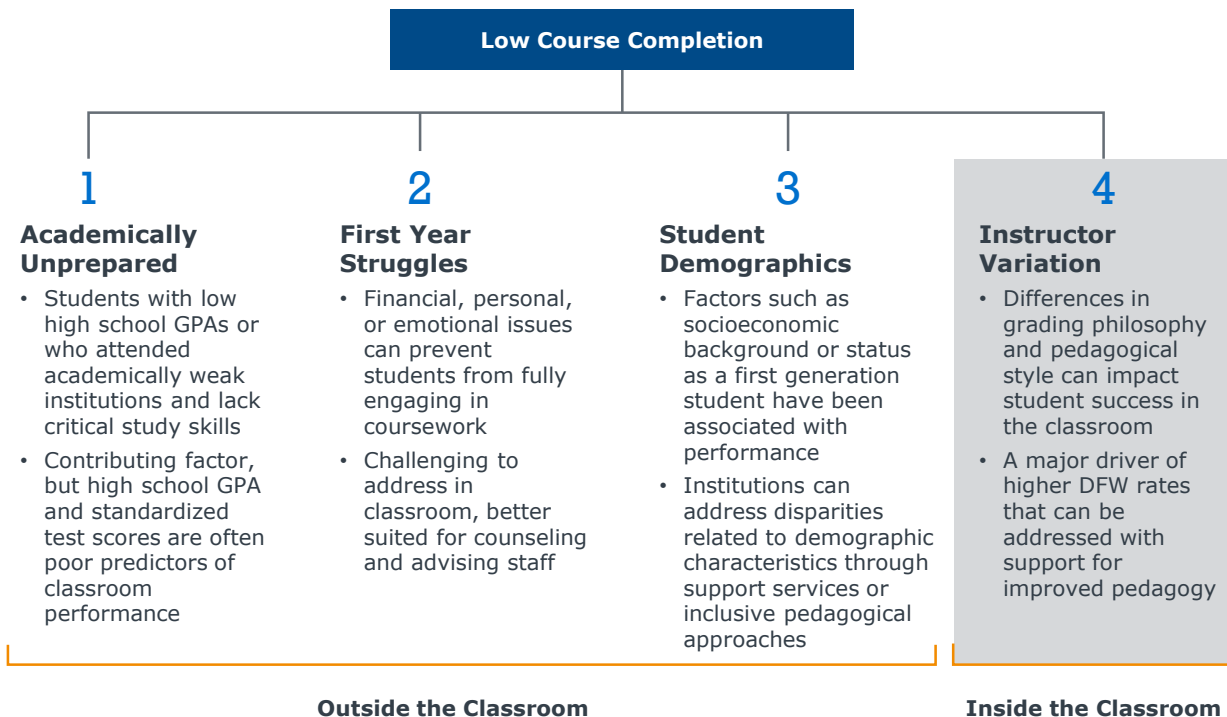


Departmental Differences Across the APS Collaborative

Median Course Completion Rate, AY 2017



Common Root Causes of Low Completion

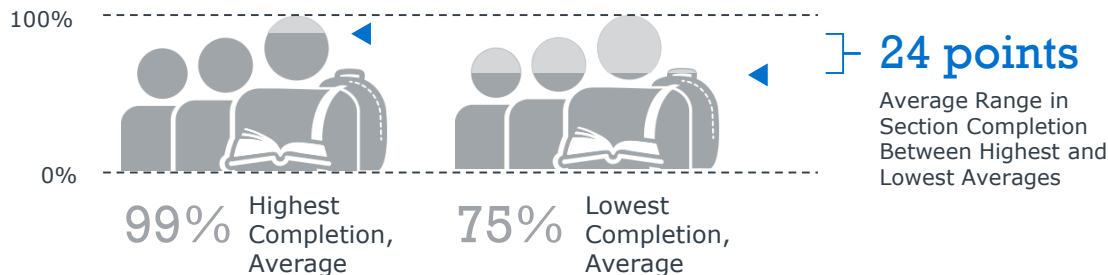


How Much Variation Is Expected Across Sections?



Range of Section Completion Rate: The difference between the highest and lowest completion rates for sections of the same course

Range of Section Completion Rates¹



A Deeper Dive: Average Section Completion Rate Range in Gateway Courses²

Analysis of 34 institutions in the APS Collaborative found that **Calculus** and **English** have the greatest variation among sections of the same course.

Intro to Biology	23%	Intro to English	38%
Calculus I	38%	Intro to Psychology	25%
Intro to Chemistry	23%		

1) Methodology: Average of range of completion rate for each course with five or more sections at each school in the collaborative. Academic Year 2017; n=51.

2) Methodology: Identified introductory courses at each institution, then calculated average range of completion rate for each course with two or more sections at each school in the collaborative. Academic Year 2016; n=34.




Live Demonstration

Helpful APS Reports for Department Chairs



Completion Rate vs. Attempted Credit Hour Production by Course



Identify high-enrollment courses with low completion rates

Earned Credits and Final Grades by Course Code


Earned Credits and Final Grades by Course Code

Filter by Course Code for the following report. The Final Grade Filter only applies to the last column of the report. Click or tap on the table to view details and get an APS Course Code to view the grade distribution by section.

COURSE CODE	# of Sections	# of Students	% of Students Earning Grade by Section (%)	Final Grade	% of Students Earning Selected Grades
PSYC1000	1	1,807	81.0%	100.0%	81.0%
PSYC1001	84	1,871	71.0%	47.1%	57.0%
PSYC1002	47	1,871	71.0%	100.0%	26.0%
PSYC1003	45	879	80.0%	100.0%	20.0%
PSYC1004	22	760	78.0%	87.1%	28.0%
PSYC1005	27	821	80.0%	85.1%	20.0%
PSYC1006	27	756	90.0%	22.0%	11.0%
PSYC1007	20	766	80.0%	67.0%	18.0%
PSYC1008	20	758	78.0%	20.0%	27.0%
PSYC1009	20	800	84.0%	100.0%	18.0%
PSYC1010	20	807	87.0%	100.0%	14.0%
PSYC1011	24	1,732	90.0%	22.1%	18.0%

Surface multi-section courses with large ranges in section completion rate

Course Completion Rate (Benchmarks Dashboard)



Compare departmental course completion rates to your selected cohorts

Directing Investment in Course Completion



11

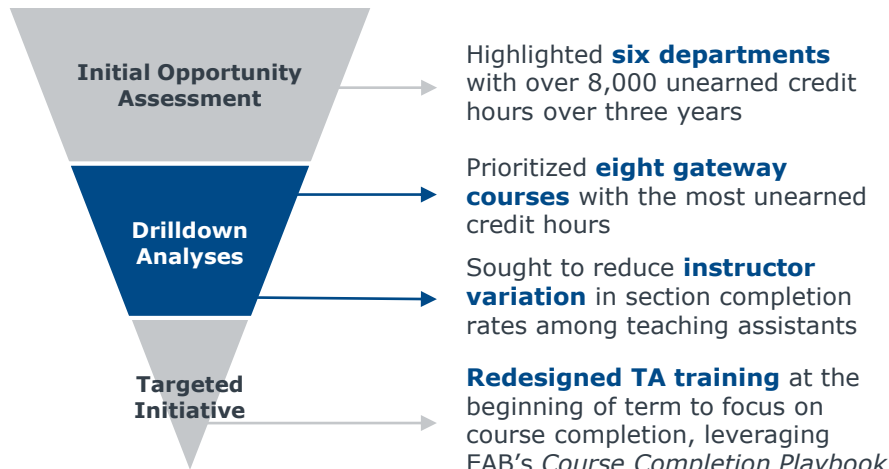
University of Northern Colorado

- Institution Type: Doctoral University
- 10,011 UG
- APS member since 2015



UNIVERSITY OF
NORTHERN
COLORADO

Illuminating Impact Through Drilldown Analyses



Impact After First Term

1.5% increase in completion rates in 7 targeted gateway courses

75

Additional students earning credit

222

Additional student credit hours earned

Anticipating Additional Impact

Projected for Spring and Summer 2018

204

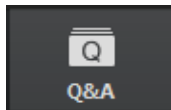
Additional student credit hours earned with a **3%** completion rate increase

339

Additional student credit hours earned with a **5%** completion rate increase

How to Ask a Question

To ask the presenter a question, use the Q&A button on the toolbar.



Resources

- User Guide: Located in your [APS platform](#) on the Resources and Release Notes tab
- Platform Guides: Also located in your [APS platform](#) on the Resources and Release Notes tab
- [The Course Completion Playbook](#): Best practices for increasing course completion rates without reducing academic rigor

Additional Questions?

Contact us at APS@eab.com





Washington DC | Richmond | Birmingham | Minneapolis

P 202-747-1000 | **F** 202-747-1010 | eab.com