

Arkansas



Arkansas has a large rural high school student population; these students make up the strong majority of the state's total high school population.

While the majority of AR's rural high schools students is white (66.8%), there is a large minority population, the largest part of which is black (17.2%).

AR's rural median family income (\$37,700) is below the overall state median income (\$45,900). Furthermore, rural AR falls in the second quintile for economic mobility, meaning the current generation is unlikely to out earn their parents.

High school graduation rates as well as AP and SAT/ACT participation rates are a useful college preparedness gauge. The rural population has a strong graduation rate that is slightly above the state rate and far above the national rate.

Rural students participate in AP exams and the ACT/SAT at rates slightly lower than their peers across the state.

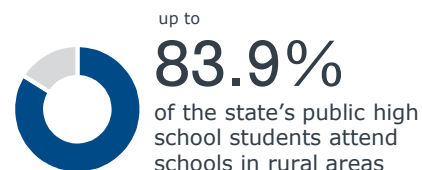
The unemployment rate in rural AR is on par with the state and national rates and demonstrates a healthy job market across the state.

Looking at the top industries in rural parts of the state, none of the occupations most common in the three main categories require a college degree, at least for the majority of reported roles held. Select roles (i.e., accounting) in the office and administrative category may also require a degree.

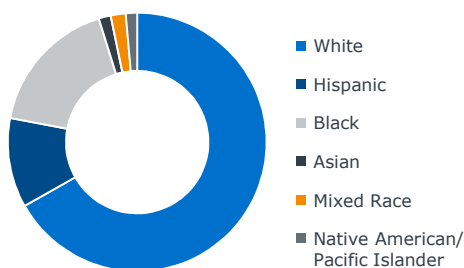
Size of the Rural Market

120,000+

rural students in grades 9-12¹ throughout the state



Statewide Rural Diversity Measures



\$37,700

median family income in rural parts of the state

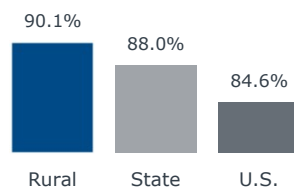
37 of 50

economic mobility ranking (second quintile) ●●●●●

Academic Preparedness

High School Graduation Rates

Rural, state, and national averages



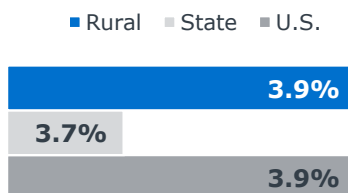
College Readiness Indicators

	Rural	State
Share of junior and senior students who take ACT/SAT per year	56.9%	64.2%
Share of rural HS students taking 1+ AP exams per year	18.2%	19.4%

Employment and Industry Context

Unemployment Rates[†]

Unemployment in rural Arkansas on par with state and national rates.



[†] Data as of December 2018

Main Industries in Rural AR

The main industries in the nonmetro areas of the state, excluding retail and food service occupations, are:

- **Production occupations**
Assemblers and fabricators; first-line supervisors; meat, fish, poultry processors
- **Office and administrative**
Stock clerks and order fillers; secretaries and office assistants; first-line supervisors
- **Transportation/material moving**
Laborers; freight movers; bus operators; packing workers; light truck delivery

1) 2015-16 NCES private school data shows about 2,500 additional rural students in private schools in the state.

Source: See "Data and Methodology" for a full explanation of resources accessed and analyses conducted.