

# Pennsylvania

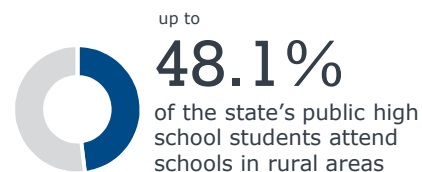


Pennsylvania has a large rural high school student population; however, these students make up less than half of the state's total high school population.

## Size of the Rural Market

### 257,000+

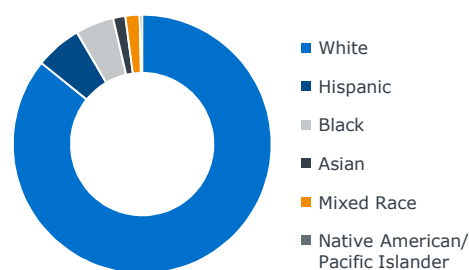
rural students in grades 9-12<sup>1</sup> throughout the state



The strong majority of PA's rural high schools students is white (85.7%), with small minority populations of Hispanic (5.8%) and black (4.8%) students.

PA's rural median family income (\$47,900) is below the overall state median income (\$59,200). However, rural PA falls in the fourth quintile for economic mobility, meaning the current generation is likely to out earn their parents.

## Statewide Rural Diversity Measures



### \$47,900

median family income in rural parts of the state

### 12 of 50

economic mobility ranking (fourth quintile)

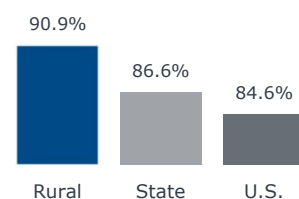
High school graduation as well as AP and SAT/ACT participation rates are a useful college preparedness gauge. The rural student population has a very strong graduation rate compared to the rest of the state and country.

Rural students participate in AP exams and the ACT/SAT at rates well below their peers across the state.

## Academic Preparedness

### High School Graduation Rates

Rural, state, and national averages



### College Readiness Indicators

	Rural	State
Share of junior and senior students who take ACT/SAT per year	40.6%	44.5%
Share of rural HS students taking 1+ AP exams per year	7.8%	9.5%

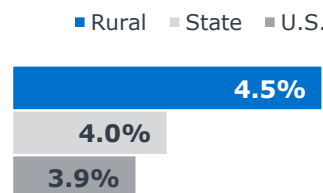
The unemployment rate in rural PA is higher than the national and state averages, showing a slightly weak job market.

Looking at the top industries in rural parts of the state, none of the categories necessarily require a college degree, at least for the majority of reported roles held. Select roles in other categories (i.e., accounting) may also require a degree.

## Employment and Industry Context

### Unemployment Rates<sup>†</sup>

Unemployment in rural Pennsylvania is above the state and national rates.



<sup>†</sup> Data as of December 2018

### Main Industries in Rural PA

The main industries in the nonmetro areas of the state, excluding retail and food service occupations, are:

- **Office and administrative**  
Secretaries; office assistants; bookkeeping and accounting; store clerks; order fillers
- **Production occupations**  
Assemblers and fabricators; meat, fish and poultry processors; general production
- **Transportation/material moving**  
Truck and tractor trailer drivers; hand freight and stock movers; packing workers

1) 2015-16 NCES private school data shows about 10,800 additional rural students in private schools in the state.

Source: See "Data and Methodology" for a full explanation of resources accessed and analyses conducted.