

Montana



Montana has a small rural high school student population; however, these students make up the strong majority of the state's total high school population.

While the majority of MT's rural high schools students is white (77.1%), there is a large minority population, the largest part of which is Native American (9.8%).

MT's rural median family income (\$45,500) is below the overall state median income (\$53,400). However, rural MT falls in the fourth quintile for economic mobility, meaning the current generation is likely to out earn their parents.

High school graduation rates as well as AP and SAT/ACT participation rates are a useful college preparedness gauge. The rural student population has a good graduation rate that is slightly above the national rate and slightly below the state rate.

Rural students participate in AP exams less than state peers, but take the ACT/SAT at rates higher than these same state peers.

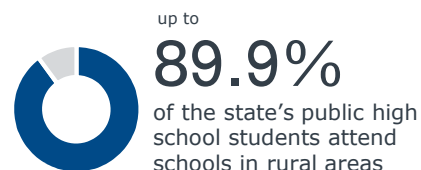
The unemployment rate in rural MT is higher than the state and national averages, and the data show a slightly weak job market.

Looking at the top industries in rural parts of the state, only the *education, training, and library* category necessarily requires a college degree, at least for the majority of reported roles held. Select roles in other categories (i.e., accounting) may also require a degree.

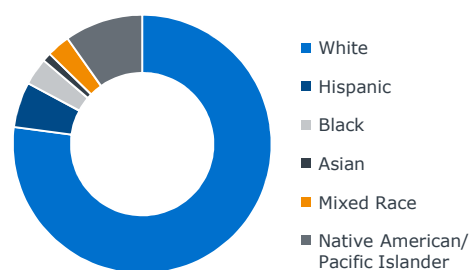
Size of the Rural Market

38,000+

rural students in grades 9-12¹ throughout the state



Statewide Rural Diversity Measures



\$45,500

median family income in rural parts of the state

14 of 50

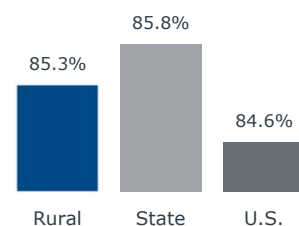
economic mobility ranking (fourth quintile)



Academic Preparedness

High School Graduation Rates

Rural, state, and national averages



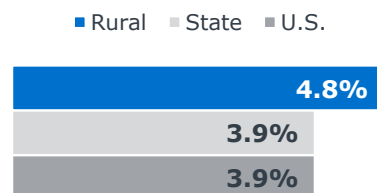
College Readiness Indicators

	Rural	State
Share of junior and senior students who take ACT/SAT per year	48.0%	43.2%
Share of rural HS students taking 1+ AP exams per year	4.6%	5.8%

Employment and Industry Context

Unemployment Rates[†]

Unemployment in rural MT is below above state and national rates.



[†] Data as of December 2018

Main Industries in Rural MT

The main industries in the nonmetro areas of the state, excluding retail and food service occupations, are:

- **Office and administrative**
Secretaries; office assistants; bookkeeping and accounting; store clerks; order fillers
- **Education, training, and library**
Elementary education; teacher assistants; secondary education; preschool education
- **Construction and extraction**
Construction laborers; supervisors; oil and gas laborers; electricians; carpenters

1) 2015-16 NCES private school data shows about 1,300 additional rural students in private schools in the state.

Source: See "Data and Methodology" for a full explanation of resources accessed and analyses conducted.