

New York



New York has a large rural high school student population; however, these students make up a quarter of of the state's total high school population.

The majority of NY's rural high schools students is white (83.4%), and there are small minority Hispanic (6.9%) and black (4.9%) populations.

NY's rural median family income (\$50,900) is below the overall state median income (\$64,900). Furthermore, rural NY falls in the middle quintile for economic mobility, meaning the current generation may out earn their parents.

High school graduation rates as well as AP and SAT/ACT participation rates are a useful college preparedness gauge. The rural student population has a fairly strong graduation rate compared to the rest of the state and country. The state rate fails to meet the national average.

Rural students participate in AP exams and the ACT/SAT at rates quite a bit lower than their peers across the state.

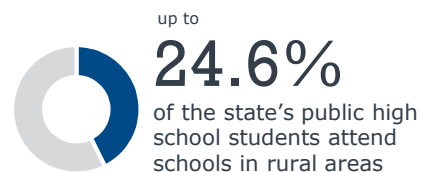
The unemployment rate in rural NY is higher than the state and national averages, and the data show a slightly weak job market in the state.

Looking at the top industries in rural parts of the state, only the *education, training, and library* category necessarily requires a college degree, at least for the majority of reported roles held. Select roles in other categories (i.e., accounting) may also require a degree.

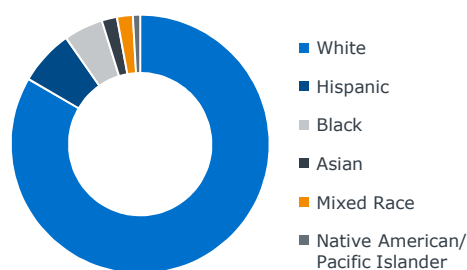
Size of the Rural Market

200,000+

rural students in grades 9-12¹ throughout the state



Statewide Rural Diversity Measures



\$50,900

median family income in rural parts of the state

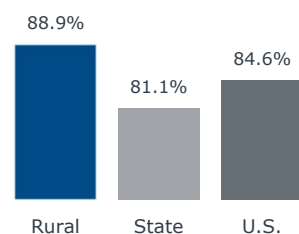
22 of 50

economic mobility ranking (middle quintile) ●●●●●

Academic Preparedness

High School Graduation Rates

Rural, state, and national averages



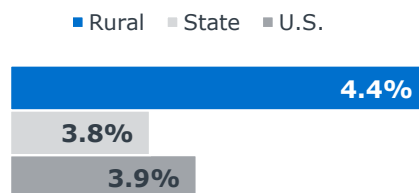
College Readiness Indicators

	Rural	State
Share of junior and senior students who take ACT/SAT per year	37.6%	43.5%
Share of rural HS students taking 1+ AP exams per year	10.8%	13.8%

Employment and Industry Context

Unemployment Rates[†]

Unemployment in rural NY is higher than the state and national rates.



[†] Data as of December 2018

Main Industries in Rural NY

The main industries in the nonmetro areas of the state, excluding retail and food service occupations, are:

- **Office and administrative**
Secretaries; office assistants; bookkeeping and accounting; store clerks; order fillers
- **Education, training, and library**
Elementary education; teacher assistants; secondary education; preschool education
- **Transportation/material moving**
Truck and tractor trailer drivers; hand freight and stock movers; packing workers

1) 2015-16 NCES private school data shows about 7,300 additional rural students in private schools in the state.

Source: See "Data and Methodology" for a full explanation of resources accessed and analyses conducted.