

# Vermont

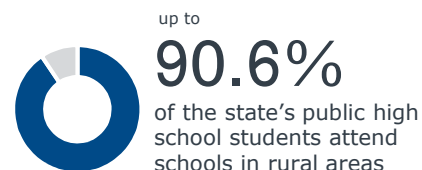


Vermont has a small rural high school student population; however, these students make up the strong majority of the state's total high school population.

## Size of the Rural Market

**20,000+**

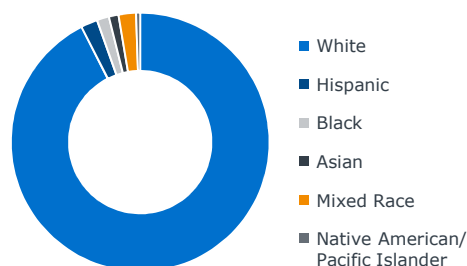
rural students in grades 9-12<sup>1</sup>  
throughout the state



Rural VT's high school population is almost entirely white (92.4%) with all other groups making up just 1-2% of the population.

VT's rural median family income (\$53,200) is below the overall state median income (\$57,500). Furthermore, rural VT falls in the middle quintile for economic mobility, meaning the current generation may out earn their parents.

## Statewide Rural Diversity Measures



**\$53,200**

median family income in rural parts of the state

**21 of 50**

economic mobility ranking  
(middle quintile) ●●●●●

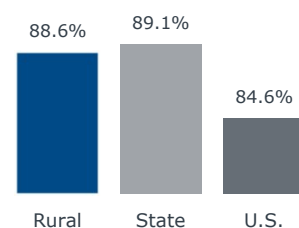
High school graduation as well as AP and SAT/ACT participation rates are a useful college preparedness gauge. The rural population has a very strong graduation rate compared to the rest of the country. This rate is consistent across the state.

Rural students participate in AP exams and the ACT/SAT at rates similar to their peers across the state.

## Academic Preparedness

### High School Graduation Rates

*Rural, state, and national averages*



### College Readiness Indicators

	Rural	State
Share of junior and senior students who take ACT/SAT per year	44.3%	43.4%
Share of rural HS students taking 1+ AP exams per year	9.9%	10.6%

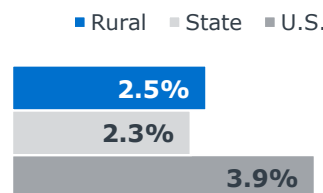
The unemployment rate in rural VT is lower than the national average, and the data show a strong job market in the state.

Looking at the top industries in rural parts of the state, only the education, training, and library category necessarily requires a college degree, at least for the majority of reported roles held. Select roles in other categories (i.e., accounting) may also require a degree.

## Employment and Industry Context

### Unemployment Rates<sup>†</sup>

Unemployment in rural VT is lower than the national unemployment rate.



<sup>†</sup> Data as of December 2018

### Main Industries in Rural VT

The main industries in the nonmetro areas of the state, excluding retail and food service occupations, are:

- **Office and administrative**  
*Secretaries; office assistants; bookkeeping and accounting; store clerks; order fillers*
- **Education, training, and library**  
*Elementary education; teacher assistants; secondary education; preschool education*
- **Production occupations**  
*Assemblers and fabricators; meat, fish and poultry processors; general production*

1) 2015-16 NCES private school data shows about 2,000 additional rural students in private schools in the state.

Source: See "Data and Methodology" for a full explanation of resources accessed and analyses conducted.