

Illinois

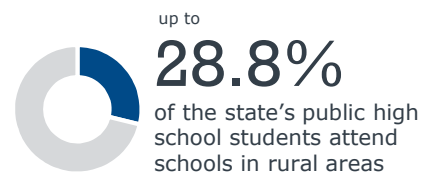


Illinois has a large rural high school student population; however, these students make up less than a third of the state's total high school population.

Size of the Rural Market

176,000+

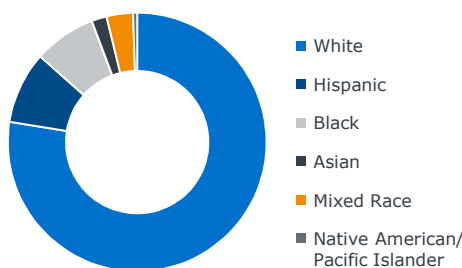
rural students in grades 9-12¹ throughout the state



The strong majority of IL's rural high schools students is white (77.5%), with small minority Hispanic (9.0%) and black (7.8%) populations.

IL's rural median family income (\$50,200) is far below the overall state median income (\$63,000). However, rural IL falls in the fourth quintile for economic mobility, meaning the current generation is likely to out earn their parents.

Statewide Rural Diversity Measures



\$50,200

median family income in rural parts of the state

15 of 50

economic mobility ranking (fourth quintile)



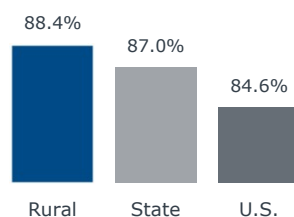
High school graduation rates as well as AP and SAT/ACT participation rates are a useful college preparedness gauge. The rural population has a strong graduation rate that is slightly above the state rate and far above the national rate.

Rural students participate in AP exams and the ACT/SAT at rates far lower than their peers across the state.

Academic Preparedness

High School Graduation Rates

Rural, state, and national averages



College Readiness Indicators

	Rural	State
Share of junior and senior students who take ACT/SAT per year	28.6%	45.8%
Share of rural HS students taking 1+ AP exams per year	5.6%	14.6%

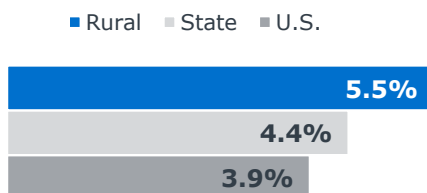
The unemployment rate in rural IL is higher than the state and national rates, and the data show a weak rural job market.

Looking at the top industries in rural parts of the state, none of the categories necessarily require a college degree, at least for the majority of reported roles held. Select roles in other categories (i.e., accounting) may also require a degree.

Employment and Industry Context

Unemployment Rates[†]

Unemployment in rural IL is above both the state and national rates.



[†] Data as of December 2018

Main Industries in Rural IL

The main industries in the nonmetro areas of the state, excluding retail and food service occupations, are:

- **Office and administrative**
Secretaries; office assistants; bookkeeping and accounting; store clerks; order fillers
- **Production occupations**
Assemblers and fabricators; meat, fish and poultry processors; general production
- **Transportation/material moving**
Truck and tractor trailer drivers; hand freight and stock movers; packing workers

1) 2015-16 NCES private school data shows about 6,800 additional rural students in private schools in the state.

Source: See "Data and Methodology" for a full explanation of resources accessed and analyses conducted.