

# Idaho




Idaho has a medium-sized rural high school student population; however, these students make up the strong majority of the state's total high school population.

## Size of the Rural Market

**76,000+**  
rural students in grades 9-12<sup>1</sup>  
throughout the state

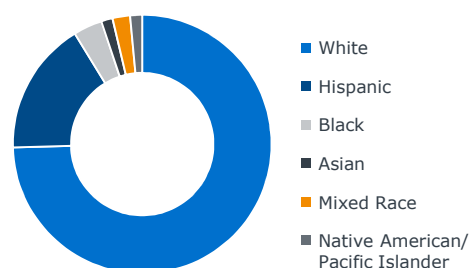
up to  
**85.3%**  
of the state's public high school students attend schools in rural areas



While the majority of ID's rural high schools students is white (74.6 %), there is also a sizable Hispanic minority population (16.7%).

ID's rural median family income (\$47,200) is below the overall state median income (\$52,200). However, rural ID falls in the fourth quintile for economic mobility, meaning the current generation is likely to out earn their parents.

## Statewide Rural Diversity Measures



**\$47,200**  
median family income in rural parts of the state

**11 of 50**  
economic mobility ranking  
(fourth quintile) ●●●●●○

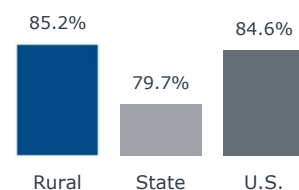
High school graduation rates as well as AP and SAT/ACT participation rates are a useful college preparedness gauge. The rural population has a strong graduation rate that is far above the state rate and slightly above the national rate.

Rural students participate in AP exams and the ACT/SAT at rates on par with their peers across the state, taking the ACT/SAT slightly more frequently than state peers.

## Academic Preparedness

### High School Graduation Rates

Rural, state, and national averages



### College Readiness Indicators

	Rural	State
Share of junior and senior students who take ACT/SAT per year	54.4%	50.0%
Share of rural HS students taking 1+ AP exams per year	7.7%	7.4%

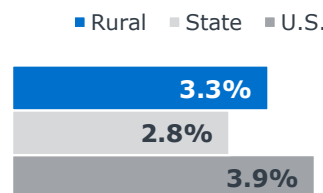
The unemployment rate in rural ID is below the national rates and slightly above the state rate, and the data show a strong rural job market.

Looking at the top industries in rural parts of the state, only the *education, training, and library* occupations category necessarily requires a college degree, at least for the majority of reported roles held. Select roles in other categories (i.e., accounting) may also require a degree.

## Employment and Industry Context

### Unemployment Rates<sup>†</sup>

Unemployment in rural ID is between the national and state rates.



<sup>†</sup> Data as of December 2018

### Main Industries in Rural ID

The main industries in the nonmetro areas of the state, excluding retail and food service occupations, are:

- **Office and administrative**  
*Secretaries; office assistants; bookkeeping and accounting; store clerks; order fillers*
- **Production occupations**  
*Assemblers and fabricators; meat, fish and poultry processors; general production*
- **Education, training, and library**  
*Elementary education; teacher assistants; secondary education; preschool education*

<sup>1</sup>) 2015-16 NCES private school data shows about 2,000 additional rural students in private schools in the state.

Source: See "Data and Methodology" for a full explanation of resources accessed and analyses conducted.