

# Connecticut



Connecticut does not have a large rural high school student population, and these students make up only about a fifth of the state's total high school population.

The strong majority of CT's rural high schools students is white (82.2%). There are small minority populations, including Hispanic (6.4%) and Black (4.9%) students.

CT's rural median family income (\$76,300) is slightly above the overall state median income (\$74,200). Furthermore, rural CT falls in the middle quintile for economic mobility, meaning the current generation may out earn their parents.

High school graduation rates as well as AP and SAT/ACT participation rates are a useful college preparedness gauge. The rural population has a strong graduation rate that is above the state rate and far above the national rate.

Rural students participate in AP exams and the ACT/SAT at rates slightly lower than their peers across the state.

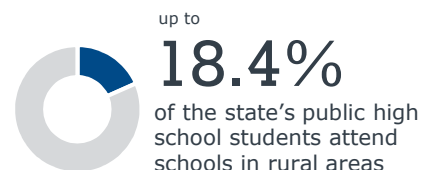
The unemployment rate in rural CT is lower than the national average and shows a strong job market across the state.

Looking at the top industries in rural parts of the state only the *education, training, and library* category necessarily requires a college degree, at least for the majority of reported roles held. Select roles in other categories (i.e., accounting) may also require a degree.

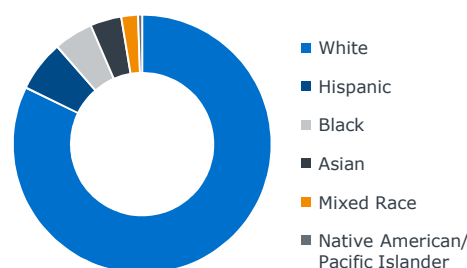
## Size of the Rural Market

### 30,000+

rural students in grades 9-12<sup>1</sup> throughout the state



## Statewide Rural Diversity Measures



### \$76,300

median family income in rural parts of the state

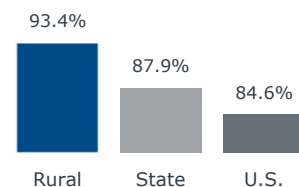
### 29 of 50

economic mobility ranking (middle quintile)

## Academic Preparedness

### High School Graduation Rates

Rural, state, and national averages



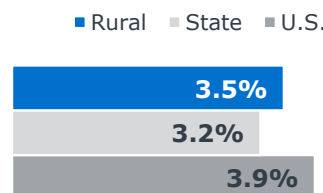
### College Readiness Indicators

	Rural	State
Share of junior and senior students who take ACT/SAT per year	64.8%	69.1%
Share of rural HS students taking 1+ AP exams per year	17.6%	15.7%

## Employment and Industry Context

### Unemployment Rates<sup>†</sup>

Unemployment in rural CT is below the national and near the state rate.



<sup>†</sup> Data as of December 2018

### Main Industries in Rural CT

The main industries in the nonmetro areas of the state, excluding retail and food service occupations, are:

- **Office and administrative**  
*Secretaries; office assistants; bookkeeping and accounting; store clerks; order fillers*
- **Education, training, and library**  
*Elementary education; teacher assistants; secondary education; preschool education*
- **Production occupations**  
*Assemblers and fabricators; inspectors, testers, sorters, samplers, and weighers*

1) 2015-16 NCES private school data shows about 3,000 additional rural students in private schools in the state.

Source: See "Data and Methodology" for a full explanation of resources accessed and analyses conducted.