

Hawaii



Hawaii does not have a large rural high school student population; however these students make almost two thirds of the state's total high school population.

HI's rural high school student majority is split between Native American and Pacific Islander (37.9%) and Asian (29.4%) with a small white minority (15.3%).

HI's rural median family income (\$63,100) is far below the overall state median income (\$77,800). Furthermore, rural HI falls in the second quintile for economic mobility, meaning the current generation is unlikely to out earn their parents.

High school graduation rates as well as AP and SAT/ACT participation rates are a useful college preparedness gauge. Because the entire state has one school district, there is no way to differentiate rural and non-rural, but across the state, students graduate at rates slightly below the national rate.

Hawaii has decent performance when it comes to taking AP exams and the ACT/SAT.

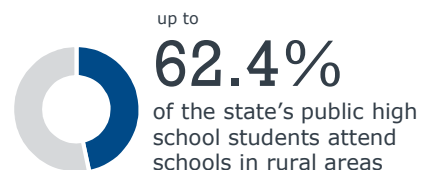
The unemployment rate in rural HI is lower than the national rates, and the data show a strong job market across the state.

Looking at the top industries in rural parts of the state, none of the categories necessarily require a college degree, at least for the majority of reported roles held. Select roles in other categories (i.e., accounting) may also require a degree.

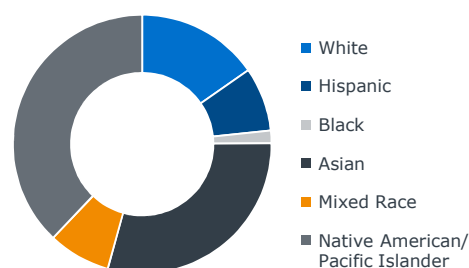
Size of the Rural Market

30,000+

rural students in grades 9-12¹ throughout the state



Statewide Rural Diversity Measures



\$63,100

median family income in rural parts of the state

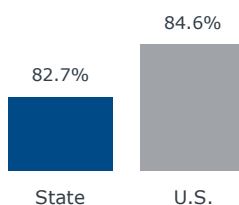
32 of 50

economic mobility ranking
(second quintile) ● ● ● ● ●

Academic Preparedness

High School Graduation Rates

Rural, state, and national averages



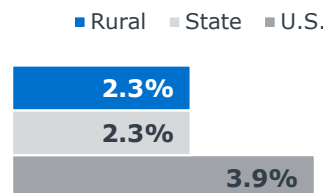
College Readiness Indicators

	Rural	State
Share of junior and senior students who take ACT/SAT per year	60.3%	60.3%
Share of rural HS students taking 1+ AP exams per year	10.1%	10.1%

Employment and Industry Context

Unemployment Rates[†]

Unemployment in HI is significantly lower than the national average.



[†] Data as of December 2018

Main Industries in Rural HI

The main industries in the nonmetro areas of the state, excluding retail and food service occupations, are:

- **Office and administrative**
Secretaries; office assistants; bookkeeping and accounting; store clerks; order fillers
- **Building maintenance/cleaning**
Maids and housekeeping; janitors/ cleaners; landscaping workers and groundskeepers
- **Transportation/material moving**
Truck and tractor trailer drivers; hand freight and stock movers; packing workers

¹) 2015-16 NCES private school data shows about 2,300 additional rural students in private schools in the state.

Source: See "Data and Methodology" for a full explanation of resources accessed and analyses conducted.