

Delaware



Delaware does not have a large rural high school student population; however, these students make up a third of the state's total high school population.

While the majority of DE's rural high schools students is white (51.7%), there is a large minority population, the largest part of which is black (26.1%).

DE's rural median family income (\$56,600) is below the overall state median income (\$62,800). Furthermore, rural DE falls in the bottom quintile for economic mobility, meaning the current generation is very unlikely to out earn their parents.

High school graduation rates as well as AP and SAT/ACT participation rates are a useful college preparedness gauge. The rural population has a strong graduation rate that is slightly above the state rate and far above the national rate.

Rural students participate in AP exams more frequently than state peers but take the ACT/SAT at slightly lower rates.

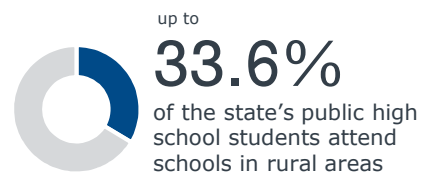
The unemployment rate in rural DE is lower than the national rates, and the data show a strong job market across the state.

Looking at the top industries in rural parts of the state, none of the categories necessarily require a college degree, at least for the majority of reported roles held. Select roles in other categories (i.e., accounting) may also require a degree.

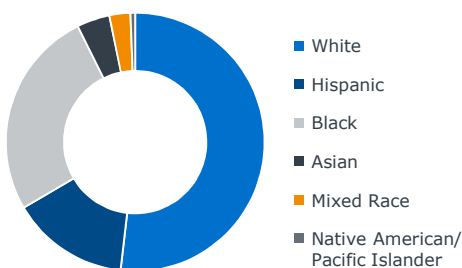
Size of the Rural Market

13,000+

rural students in grades 9-12¹ throughout the state



Statewide Rural Diversity Measures



\$56,600

median family income in rural parts of the state

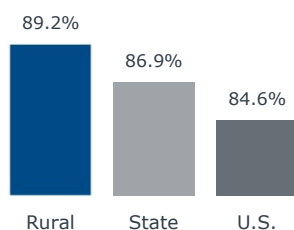
46 of 50

economic mobility ranking (bottom quintile) ● ● ● ● ●

Academic Preparedness

High School Graduation Rates

Rural, state, and national averages



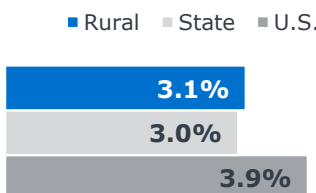
College Readiness Indicators

	Rural	State
Share of junior and senior students who take ACT/SAT per year	42.5%	47.4%
Share of rural HS students taking 1+ AP exams per year	13.9%	11.6%

Employment and Industry Context

Unemployment Rates[†]

Unemployment in rural DE is on par with the state rate and below the national rate.



[†] Data as of December 2018

Main Industries in Rural DE

The main industries in the nonmetro areas of the state, excluding retail and food service occupations, are:

- **Transportation/material moving**
Truck and tractor trailer drivers; hand freight and stock movers; packing workers
- **Production occupations**
Assemblers and fabricators; meat, fish and poultry processors; general production
- **Office and administrative**
Secretaries; office assistants; bookkeeping and accounting; store clerks; order fillers

1) 2015-16 NCES private school data shows about 700 additional rural students in private schools in the state.

Source: See "Data and Methodology" for a full explanation of resources accessed and analyses conducted.