



Alaska

Alaska has a smaller rural high school student population than many states, but these students make up the strong majority of the state's total high school population.

While the majority of AK's rural high schools students is white (53.8%), there is a large minority population, the largest part of which is Native American and Pacific Islander (26.2%).

AK's rural median family income (\$60,400) is below the state median (\$73,200). Also, rural AK falls in the second quintile for economic mobility, meaning the current generation is unlikely to out earn their parents.

High school graduation rates as well as AP and SAT/ACT participation rates are a useful college preparedness gauge. Alaska's rural population has a significantly weaker graduation rate than the rest of the state and country.

Rural students participate in AP exams as well as the ACT/SAT at rates considerably lower than their peers across the state.

The unemployment rate in AK indicates significant economic distress, and the rural rate even more so, at over double the national rate.

Looking at the top industries in rural parts of the state, of the occupations most common in the three main categories, only the *education, training, and library* category necessarily requires a college degree. Select roles (i.e., accounting) in the office and administrative category may also require a degree.

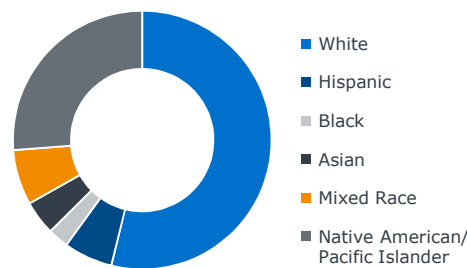
1) 2015-16 NCES private school data shows about 700 additional rural students in private schools in the state.

Size of the Rural Market

28,000+
rural students in grades 9-12¹
throughout the state

up to **72.5%**
of the state's public high school students attend schools in rural areas

Statewide Rural Diversity Measures

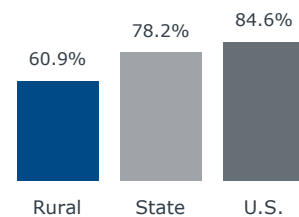


\$60,400
median family income in rural parts of the state

40 of 50
economic mobility ranking
(second quintile) ●●●●●

Academic Preparedness

High School Graduation Rates
Rural, state, and national averages



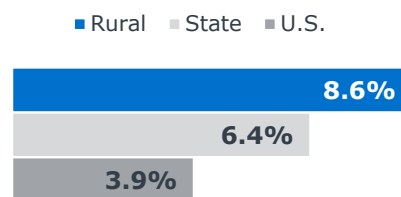
College Readiness Indicators

	Rural	State
Share of junior and senior students who take ACT/SAT per year	34.8%	39.1%
Share of rural HS students taking 1+ AP exams per year	3.6%	5.2%

Employment and Industry Context

Unemployment Rates[†]

Unemployment in rural AK is higher than the state rate, and both are significantly above the national rate.



[†] Data as of December 2018

Main Industries in Rural AK

The main industries in the nonmetro areas of the state, excluding retail and food service occupations, are:

- **Office and administrative**
Secretaries and office assistants; operations management; bookkeeping and accountants
- **Education, training, and library**
Teacher assistants; elementary education; secondary education; substitute teachers
- **Construction and extraction**
Operating engineers; laborers and freight; oil, gas, and mining service unit operators

Source: See "Data and Methodology" for a full explanation of resources accessed and analyses conducted.