




How to Build an Experiential Major Map

Four Key Elements for Designing Experiential Major Maps

- 1 Road Map for Timing of Student Activity
- 2 Key Pillars of the Student Experience
- 3 Academic, Cocurricular, and Support Services Info
- 4 Career Outcomes Information

Students often struggle to navigate and connect institutions' siloed, disparate academic and cocurricular opportunities. Faculty, academic leaders, and student services leaders can guide students in their decision-making by clearly articulating how academic and nonacademic opportunities fit together. To enable this articulation, leading institutions provide experiential major maps that help students make informed coursework decisions, encourage integration of complementary experiences, and drive engagement at opportune moments on their pathways to degree.

Look to the example at right to learn how each element is used in map design.

History Bachelor of Arts EXPERIENTIAL MAJOR MAP			EAB University
	1 FIRST YEAR	3 MIDDLE YEARS	LAST YEAR
2  Cultivate Learning and Academic Excellence	<ul style="list-style-type: none"> Review general education requirements and pick the best-fit thematic curriculum pathway Review program requirements with your academic advisor Register for Introduction to History (HIST 105) 	<ul style="list-style-type: none"> Apply for the Problem-Based Learning Fellowship program Consider adding a minor or certificate in another field such as business, marketing, or computer science Meet with an advisor to check progress to degree 	<ul style="list-style-type: none"> Work with an advisor to ensure you have no outstanding course requirements Complete your senior capstone Submit your capstone paper to the <i>EAB University Historical Review</i> or another journal for an opportunity to get published Apply to graduate
 Engage Globally and Locally	<ul style="list-style-type: none"> Participate in Orientation Abroad and the corresponding reflection seminar Sign up for a foreign language course and join a foreign language club Visit the International Student Center to learn about study abroad opportunities, clubs, on-campus events, and spring break community impact 	<ul style="list-style-type: none"> Speak with a professor about research opportunities in your department Submit a study abroad program and funding application to the Study Abroad Office Visit the Center for Service Learning and Civic Engagement or the Global Affairs Center for volunteer opportunities Attend speaker and special events hosted by the History Department 	<ul style="list-style-type: none"> Integrate electives with a global or local focus (Virtual DC or Sustainability in DC) Participate in multicultural events and complete the Multicultural Certificate International students interested in staying in the country should connect with the International Student Advising Center
 Prepare for Post graduation Success	<ul style="list-style-type: none"> Consider taking a first-year history field exposure course Attend the College-to-Career orientation session with Career Services and fill out the career fields of interest form Speak with Career Services about on-campus and summer job opportunities 	<ul style="list-style-type: none"> Meet with Career Services about internship opportunities Take on a leadership role in a student club or association Attend the Career Fair to explore postgraduation career opportunities 	<ul style="list-style-type: none"> Attend an alumni networking event Complete the Curriculum-to-Career course to translate your experience in preparation for the student expo Assess professional skill and experience gaps and take corresponding Career Services workshops and Career Readiness courses If considering graduate school, take a scholarship proposal-writing workshop and discuss options with your advisor

- Academic Success Checklist**
- Discover library resources
 - Book an appointment with your academic advisor
 - Visit the writing and tutoring center
 - Complete FAFSA and academic scholarship applications

72% | Of history students study abroad

89% | Of history students complete an internship

- Career Development Checklist**
- Join a student group
 - Make an appointment with a career advisor
 - Apply for on-campus jobs
 - Complete the College-to-Career course series
 - Participate in a mock interview
 - Complete Career Services Certificate of Readiness

4 Career Information

What Skills Do Employers Want?

- Communicate clearly and effectively
- Work in a team
- Solve problems and make decisions
- Analyze quantitative data
- Lead and influence others

This Major Gives Me the Skills to:

- Understand how political, social, economic, and cultural change occurs
- Connect current events to historical trends and narratives
- Research and synthesize large amounts of material and identify relevant information
- Prioritize tasks, meet deadlines, and manage time
- Present ideas clearly and concisely
- Engage with complex narratives

What Careers Can I Pursue?

- Museum curator
- Advancement officer
- Lawyer
- Program coordinator
- Social policy researcher
- Marketer
- Government consulting

Where Our Students Go One Year Out:

