



Student Affairs Student Activism Pulse-Check

Results from an EAB Survey Conducted
August 2020

Student Affairs Forum

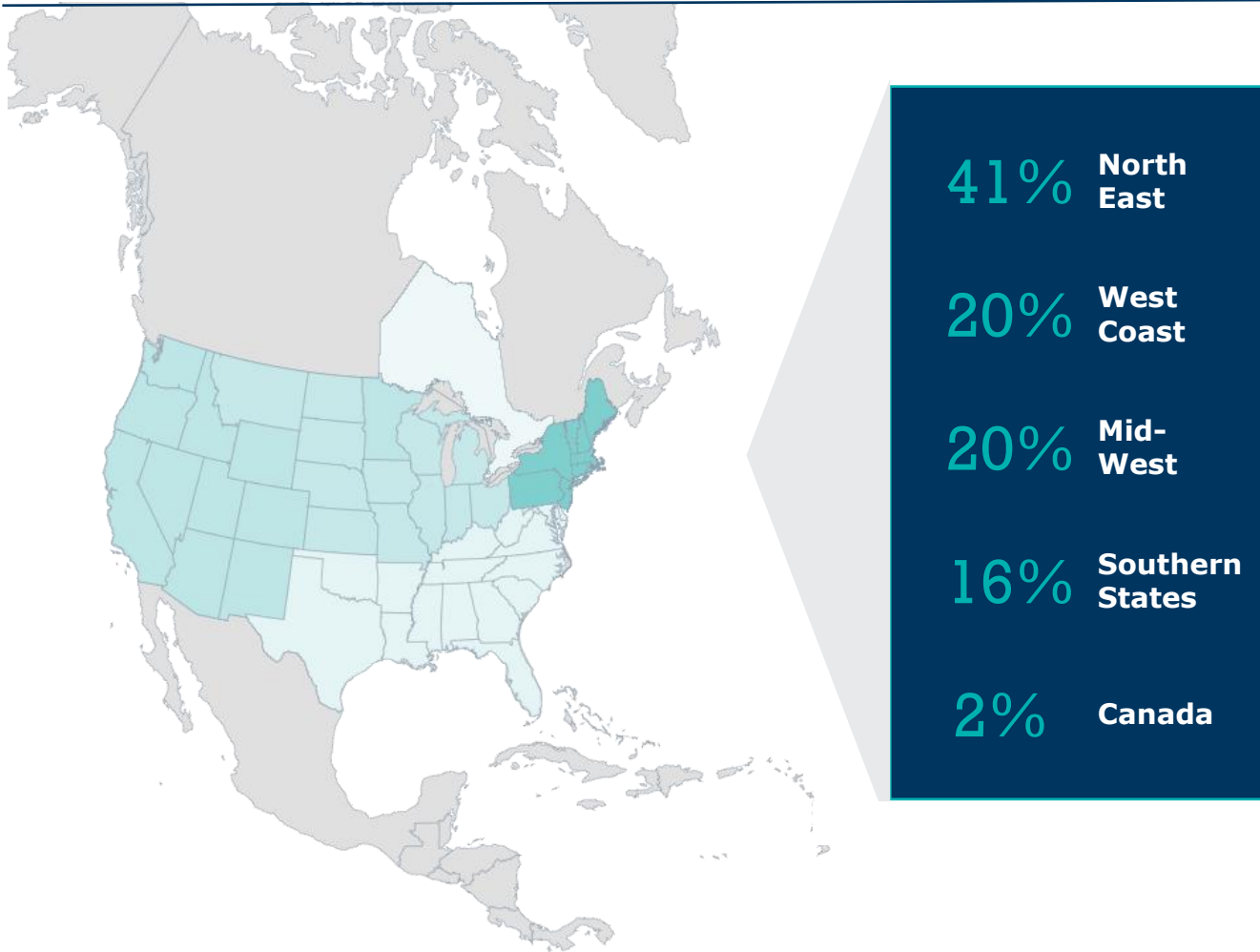
Characteristics of Survey Respondents

Position




The majority of respondents self-identified as VP of Student Affairs or Dean of Students. Other leadership positions included are President, VP of Greek Life, Director of Student Conduct, VP of Diversity, Director of Student Involvement and Director of the Student Experience.

Location



Institution Type



Remote, On-campus and Hybrid

Respondents represented institutions with a wide variety of return to campus plans.



What Will Activism Look Like This Fall?

How will student activism compare in terms of format this fall versus last fall?

	Substantial Decrease	Decrease	No Change	Increase	Substantial Increase
Student Activism Online	4%	0%	8%	49%	39%
Student Activism in the community (not on campus)	4%	2%	38%	44%	12%
Student Activism on campus	4%	7%	23%	46%	20%

88% Expect an increase in student activism online compared to last fall

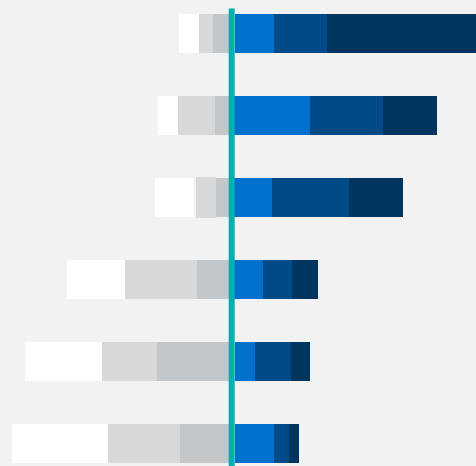
1/3 Expect student activism on campus to stay the same or decrease

What Sparks Activism?

Which topics do you think will most likely spark the interest of student activists on your campus this fall? (ranked)

- 1 Social Justice**
- 2 The 2020 Presidential Election**
- 3 Police Brutality**
- 4 Other university-specific changes**
- 5 Social Distancing Requirements**
- 6 Environmental Action**

Rank Distribution



Identifying Activism Policy Gaps

Which of these elements are **currently included in your university-wide policies** regarding student activism?

80% have **space reservation protocols** specific to student activism included in their policy

75% have **noise amplification limits** specific to student activism included in their policy

70% have **time, place and manner restrictions** specific to student activism included in their policy

68% have **guidelines for disruption on university activities** specific to student activism included in their policy

60% have **social distancing requirements for large gatherings** specific to student activism included in their policy

60% have **rules, placards, banners and signs** specifically for student activism events

27% have **a designated protocol in the event of a student protest or demonstration**

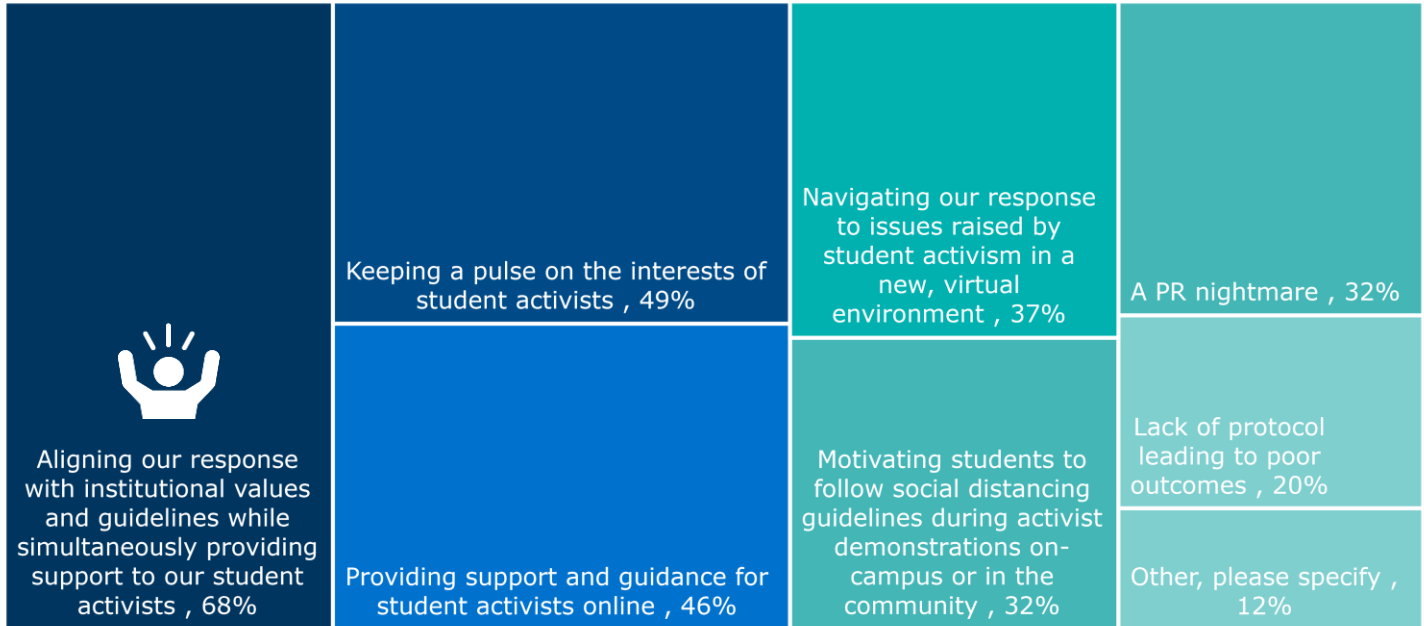
17% have **a process to respond to student demands**

12% have **a guidelines for faculty or staff participation in student demonstrations**

8% Other write answers: **counter protest guidelines, no policies at all, polices encouraging student activism**

Areas of Greatest Concern

What are your **top three concerns** about student activism this fall?



How would you **rate the following based on your institution's current strategy** regarding student activism?

Areas Of Greatest Confidence

- Releasing statements about current events in a timely manner
- Aligning our response with institutional values and guidelines

37%

indicated they feel confident releasing statements regarding current events

36%

indicated they feel confident keeping students safe during an activist event



Areas Of Least Confidence

- Tracking and responding to student activism online
- Tracking student activism overall
- Building trust with student activists

95%

felt there is room for improvement regarding responding to student activism online

81%

felt there is room for improvement when it comes to building trust with student activists

Student Affairs Forum

Project Director

Kate Cudé

Contributing Consultants

Hailey Badger

Managing Director

Liz Rothenberg

Legal Caveat

EAB Global, Inc. ("EAB") has made efforts to verify the accuracy of the information it provides to partners. This report relies on data obtained from many sources, however, and EAB cannot guarantee the accuracy of the information provided or any analysis based thereon. In addition, neither EAB nor any of its affiliates (each, an "EAB Organization") is in the business of giving legal, accounting, or other professional advice, and its reports should not be construed as professional advice. In particular, partners should not rely on any legal commentary in this report as a basis for action, or assume that any tactics described herein would be permitted by applicable law or appropriate for a given partner's situation. Partners are advised to consult with appropriate professionals concerning legal, tax, or accounting issues, before implementing any of these tactics. No EAB Organization or any of its respective officers, directors, employees, or agents shall be liable for any claims, liabilities, or expenses relating to (a) any errors or omissions in this report, whether caused by any EAB Organization, or any of their respective employees or agents, or sources or other third parties, (b) any recommendation by any EAB Organization, or (c) failure of partner and its employees and agents to abide by the terms set forth herein.

EAB is a registered trademark of EAB Global, Inc. in the United States and other countries. Partners are not permitted to use these trademarks, or any other trademark, product name, service name, trade name, and logo of any EAB Organization without prior written consent of EAB. Other trademarks, product names, service names, trade names, and logos used within these pages are the property of their respective holders. Use of other company trademarks, product names, service names, trade names, and logos or images of the same does not necessarily constitute (a) an endorsement by such company of an EAB Organization and its products and services, or (b) an endorsement of the company or its products or services by an EAB Organization. No EAB Organization is affiliated with any such company.

IMPORTANT: Please read the following.

EAB has prepared this report for the exclusive use of its partners. Each partner acknowledges and agrees that this report and the information contained herein (collectively, the "Report") are confidential and proprietary to EAB. By accepting delivery of this Report, each partner agrees to abide by the terms as stated herein, including the following:

1. All right, title, and interest in and to this Report is owned by an EAB Organization. Except as stated herein, no right, license, permission, or interest of any kind in this Report is intended to be given, transferred to, or acquired by a partner. Each partner is authorized to use this Report only to the extent expressly authorized herein.
2. Each partner shall not sell, license, republish, distribute, or post online or otherwise this Report, in part or in whole. Each partner shall not disseminate or permit the use of, and shall take reasonable precautions to prevent such dissemination or use of, this Report by (a) any of its employees and agents (except as stated below), or (b) any third party.
3. Each partner may make this Report available solely to those of its employees and agents who (a) are registered for the workshop or program of which this Report is a part, (b) require access to this Report in order to learn from the information described herein, and (c) agree not to disclose this Report to other employees or agents or any third party. Each partner shall use, and shall ensure that its employees and agents use, this Report for its internal use only. Each partner may make a limited number of copies, solely as adequate for use by its employees and agents in accordance with the terms herein.
4. Each partner shall not remove from this Report any confidential markings, copyright notices, and/or other similar indicia herein.
5. Each partner is responsible for any breach of its obligations as stated herein by any of its employees or agents.
6. If a partner is unwilling to abide by any of the foregoing obligations, then such partner shall promptly return this Report and all copies thereof to EAB.



**We help schools support students
from enrollment to graduation and beyond**

› Find and enroll your
right-fit students

› Support and graduate
more students



› Prepare your institution
for the future

③ **ROOTED IN RESEARCH**

7,500+ Peer-tested
best practices

500+ Enrollment innovations
tested annually

③ **ADVANTAGE OF SCALE**

1,700+ Institutions
served

4 M+ Students supported
by our SSMS

③ **WE DELIVER RESULTS**

95% Of our partners continue
with us year after year,
reflecting the goals we
achieve together