



APS

Virtual Summit



Using APS and Navigate to Measurably Improve Student Outcomes

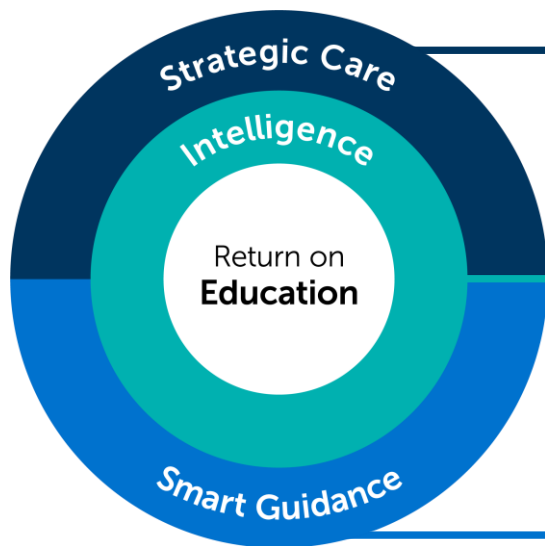
Expansion Spotlight



What Is Navigate?



Navigate, EAB's **Student Success Management System**, is an enterprise-level technology that links administrators, advisors, deans, faculty, other staff, and students in a Coordinated Care Network designed to help schools proactively manage student success and deliver a Return on Education.



STRATEGIC CARE

Hardwire staff within a **Coordinated Care Network** to power information-sharing, united support, and targeted interventions

INTELLIGENCE

Infuse strategy into your student success efforts with the power of **data analytics** and machine learning to ensure student interventions are effective and efficient

SMART GUIDANCE

Empower students to be agents of their own success through **targeted guidance** and self-service tools at the most pivotal moments in their journey toward degree completion

Inside Our Student Success Management System

Integrated, Holistic Analytics Enable Better Advising and Student Support

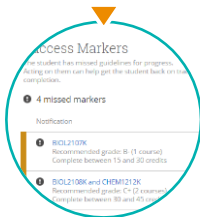
Intelligence (Analytics)

Strategic Care (Interaction & Workflow)

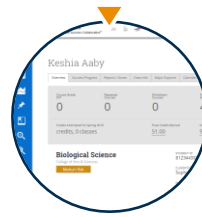
1 Historical Trend Analytics




2 Predictive Analytics



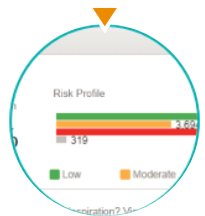
5 Smart Student Profile




6 Campaign Management



3 Population Health Analytics



4 SSMS Activity Analytics



7 Progress Reports



8 Coordinated Care Network



Inside Our Student Success Management System

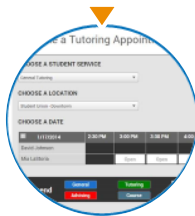
Integrated, Holistic Analytics Enable Better Advising and Student Support

Smart Guidance (Mobile)

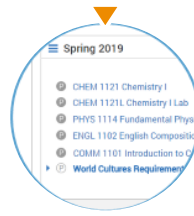
9 Multi-Modal Communication




10 Appointment Scheduling



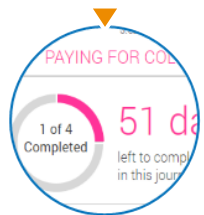
13 Course and Term Planning



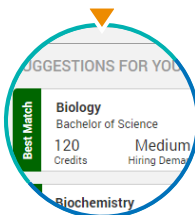
14 Shared Workspace



11 Milestone Guidance



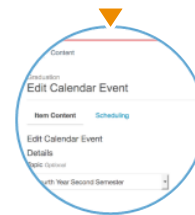
12 Major Selection Guidance



15 Best-Fit Scheduling and Registration



16 Content Administration



University of Alaska Anchorage



Open-admissions public university with 15,090 undergraduate students



67% first-year retention rate and 32% six-year graduation rate



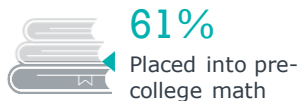
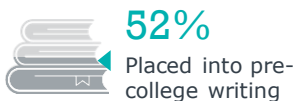
Partnered with APS in 2016; partnered with Navigate in 2017



Students Underprepared for College Academics

Many Students Underprepared for College, Leading to Excess Coursework

Students placed into pre-college level:



Students take too long to complete:



6.8 years

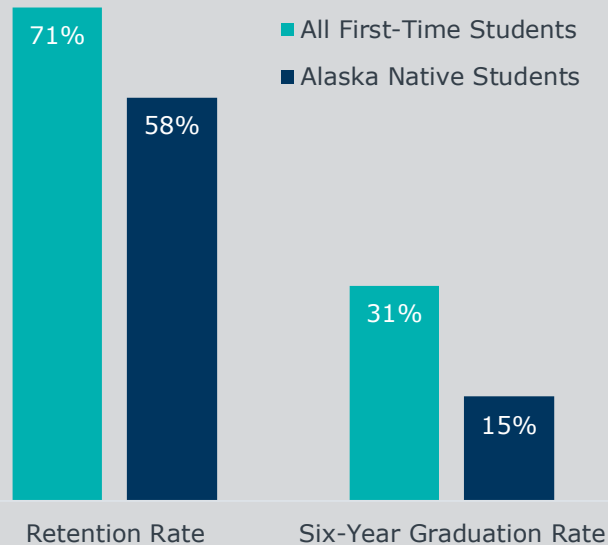
Average time to complete a bachelor's degree



152 credits

Average credits at completion of bachelor's degree

Alaska Native Students at Greater Risk of Not Completing



Key Questions



How can we ensure freshmen **take the right courses** for their major based on readiness?

A+

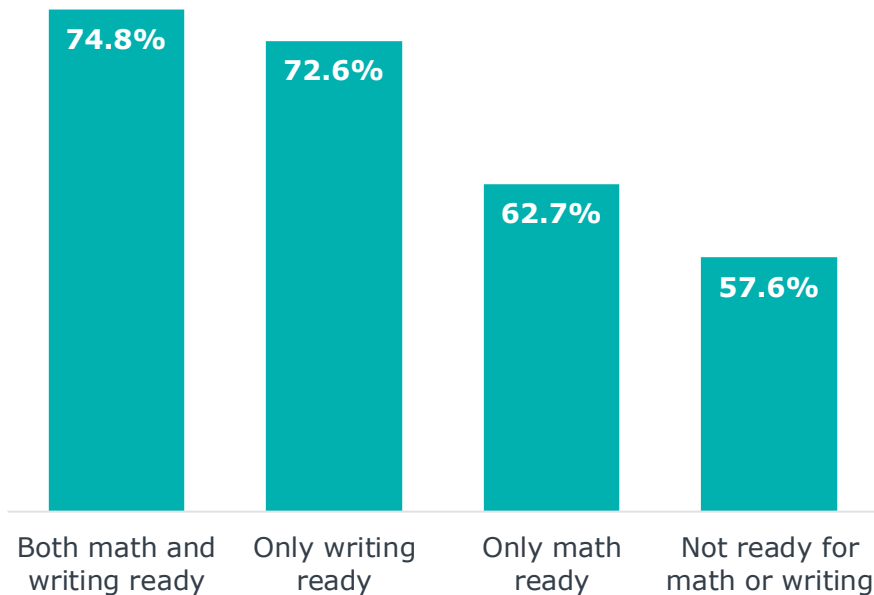
How can we increase the likelihood that freshmen **pass their courses**, regardless of readiness?

College Readiness Predicts Course Pass Rates

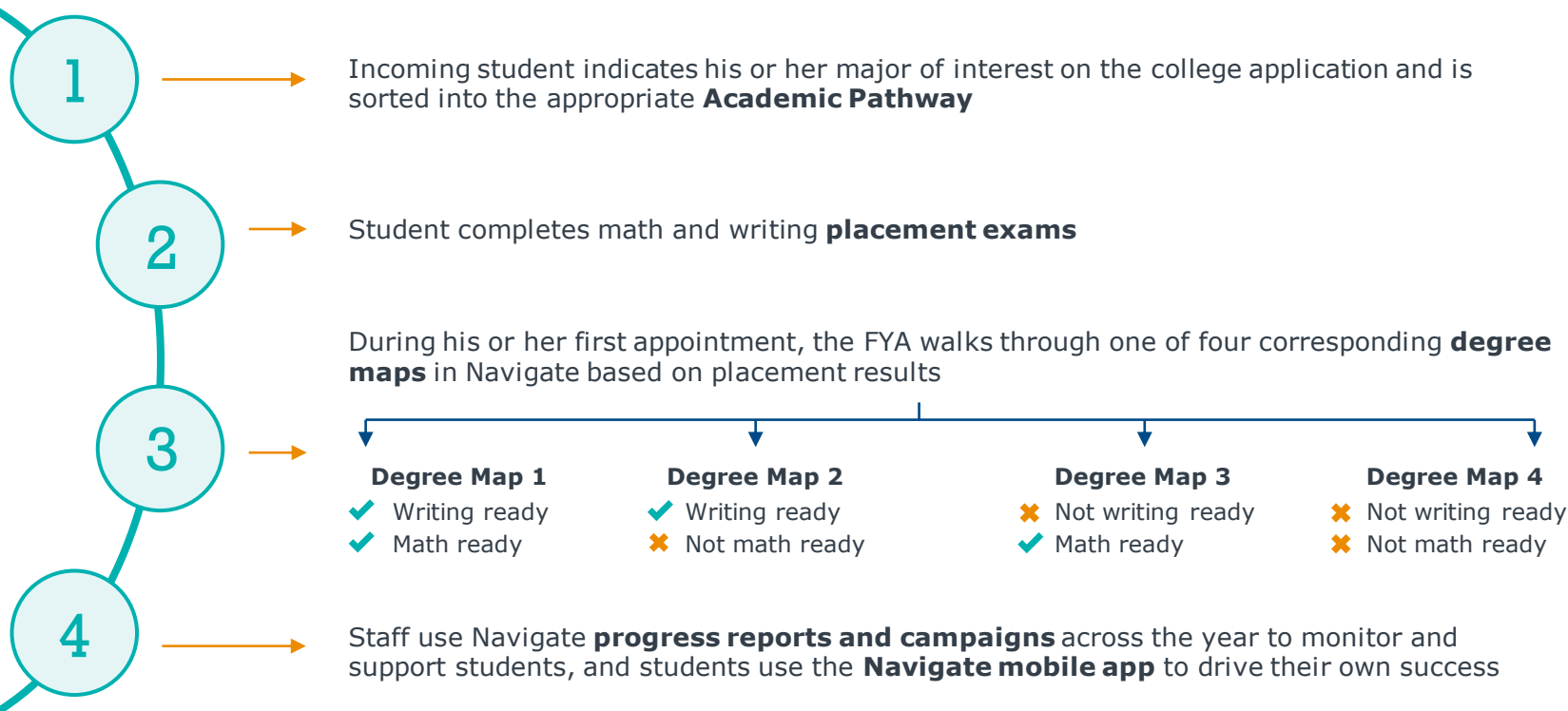


Can Placement Data Help Us Improve Student Performance?

Average Freshman Pass Rate in Lower-Division Courses Based on Math/Writing College Readiness



Readiness Informs Advisor Guidance



Helping Students Find The Right Path For Them

Degree Maps Help Students Select First-Semester Courses

Seawolf Tracks ACADEMIC PATHWAYS: MATHEMATICS & NATURAL SCIENCES UAA

Student McPerson

FIRST 30 CREDITS AT UAA

The Mathematics and Natural Sciences Pathway empowers students to reason mathematically and to use scientific inquiry to reach sound conclusions for success in everyday and professional life. Students will develop the skills necessary to understand the matter, processes, and history of the natural and physical world in a driven millennium. Faculty as classroom, laboratory, and field

...ce our understanding of aspects of life in this data ...arning experiences in the

FIRST 15 CREDITS

COURSE	CREDITS	GER	SE
Written Communication Skills	3	Tier 1	<input type="checkbox"/>
Quantitative Skills GER: See Note (1)	3-4	Tier 1	<input type="checkbox"/>
Oral Communication Skills	3-4	Tier 2	<input type="checkbox"/>
Nat. Sci. GER or Pathway Foundation Course: See Note (2)	3-4	Tier 2	<input type="checkbox"/>

SEMESTER TOTAL: 12-14

NEXT 15 CREDITS

COURSE	CREDITS	GER	DONE
Written Communication Skills GER: WRTG AZXX	3	Tier 1	<input type="checkbox"/>
Quantitative or Oral Communication Skills: See Note (1)	3-4	Tier 1	<input type="checkbox"/>
Nat. Sci. GER or Pathway Foundation Course: See Note (2)	3-4	Tier 2	<input type="checkbox"/>
Fine Arts/Humanities/Social Sciences/AK Native Themed GER*	3-4	Tier 2	<input type="checkbox"/>

SEMESTER TOTAL: 12-15

SELECT YOUR MAJOR

- BIOLOGICAL SCIENCES (BA)
- MATHEMATICS (BS)
- NATURAL SCIENCES (BS)
- BIOLOGICAL SCIENCES (BS)
- CHEMISTRY (BS)
- MATHEMATICS (BA)
- GEOLOGICAL SCIENCES (BS)

NOTES

* See list of recommended GER courses on page two. (1) See advisor resources for goal Math by major. (2) Only the Math BA requires 6 credits of COMM. (3) see advisor resources: GEOL A121 or GEOL A111 & A111L or GEOL A115 & A115L; BIOL A108 & A108L or CHEM A105 & A105L, or MATH A252 if pre-requisites met.

CONTACTS

Andy Advisor Phone: 907-123-4567 Email: aaadvisor@alaska.edu Office: PESB 123 Hours: Monday-Friday 8 am - 5 pm

Seawolf Tracks ACADEMIC PATHWAYS: TIER TWO GERs UAA

General Education Requirement study and broaden the educational level in basic college-level of integrate and apply knowledge

...vide a foundation for further elevation of the student's understanding of how to

DISCIPLINARY AREAS

Fine Arts	Music Appreciation;
Humanities	...ctives ; ASL A101

A201 Intermediate American Sign Language I; **CHIN A101** Elementary Chinese I; **CHIN A102** Elementary Chinese II; **CHIN A201** Intermediate Chinese I; **CHIN A202** Intermediate Chinese II; **ENGL A121** Introduction to Literature; **ENGL A201** Masterpieces of World Literature I; **FREN A101** Elementary French I; **HIST A101** Western Civilization; **HIST A131** History of the United States

Degree maps are **saved in Navigate** for future access

Access and Inclusivity for All Students



Students must take three **Alaska Native-focused credits** to graduate



UAA uses the term **“Academic Pathways”** because research and feedback suggested **“Meta-Majors”** can be confusing for some students

Providing Better Support to First-Year Students

First Year Advisors (FYAs) Provide Proactive, Holistic Student Support



Upon Admission:

- FYA assigned caseload of ~175 incoming students
- FYA proactively outreaches via Navigate watch lists



Throughout the First Year:

- FYA proactively manages and monitors caseload with Navigate campaigns and alerts
- Student meets with FYA to register for the next term using Degree Maps as a guide



During Orientation:

- Student attends advising and registration sessions, using Degree Maps to plan his or her schedule
- Student downloads Navigate Student app



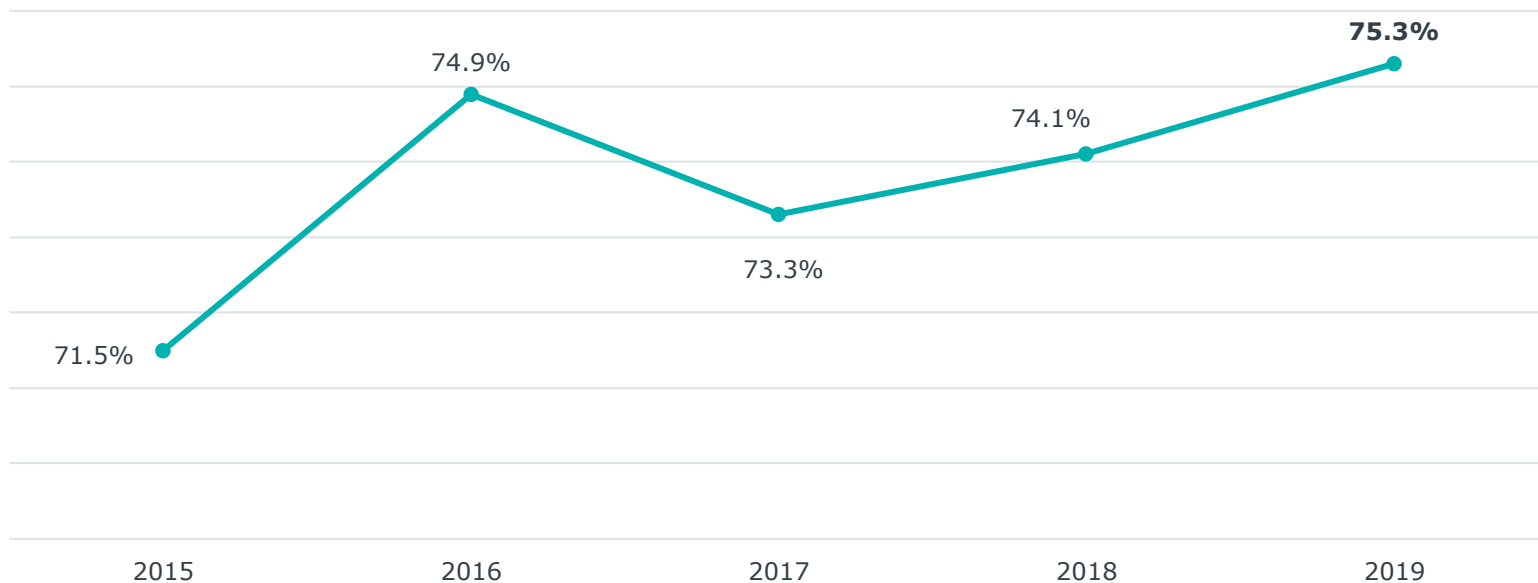
After the First Year:

- Student transitions to major advisor

8

FYAs hired in Summer 2018,
from a pool of 90+ applicants

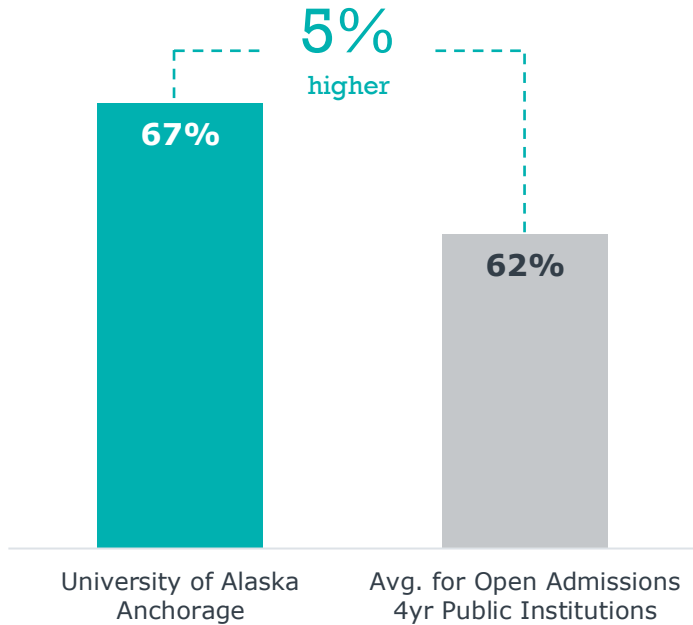
Percent of First-Time Freshman **Passing Lower Division Courses**



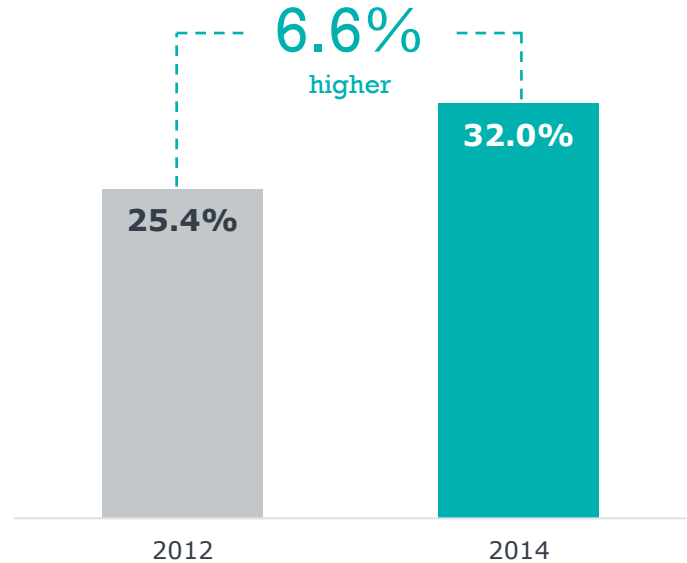
Overall Retention Higher Than Peer Institutions

Graduation Rate Climbing Steadily

FTFT Student Retention Rate



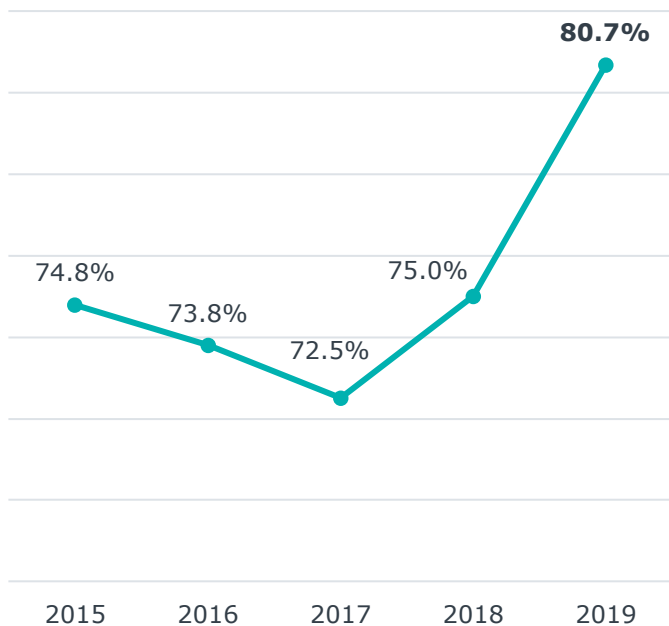
Six-Year Graduation Rate by Entry Year



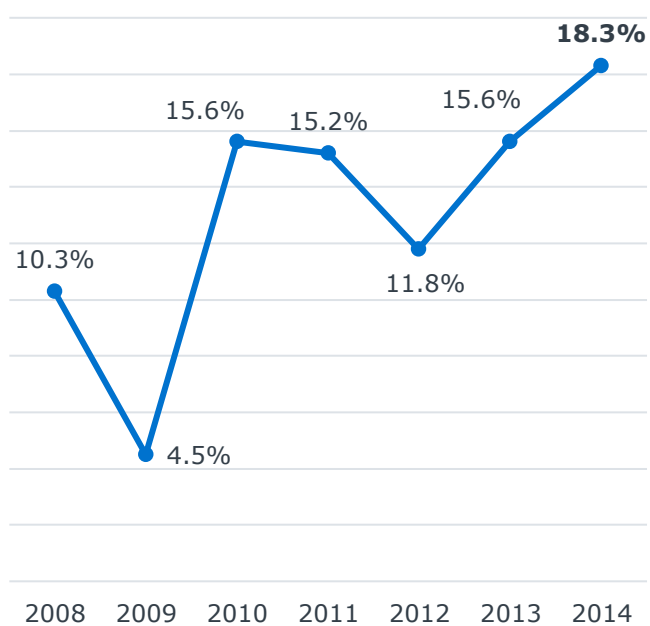
Alaska Native Student Outcomes on the Rise



Alaska Native Fall-to-Spring Retention Rate by Entry Year



Alaska Native Six-Year Graduation Rate by Entry Year



Using Technology During Ongoing COVID-19 Crisis

EAB Tools Allow UAA to Support Students at a Distance

Navigate

Progress reports

Survey faculty on which students are dropping off the grid and would benefit from tutoring or other support

Alerts and cases

Dedicated team triages advising, tutoring, and online learning tech support issues

Multi-modal communication

Text message campaign informs students that the course withdrawal deadline was delayed

ISSUE AN ALERT

Student:

Please select the reason you believe this student needs assistance.
Please select one
Career Services
Failed Midterm
Financial Aid
Emotional Issues
Excessive Absences
Medical Issues
Needs Tutoring
Positive Alert
Please select one

Is this alert associated with a specific class?

Additional Comments
Please enter a comment.

APS

DFW data

Analyze which courses and student populations saw the biggest increase in DFW rates due to the switch to virtual learning to prioritize interventions

Peer benchmarks

Offer more Faculty DFW Intensives, specifically targeting faculty whose courses are identified as at-risk of DFWs when taught online

Courses Taken by Students In Your Program, Sorted by Count of Students Receiving D/F/W

Course Attributes				Course Attempts	Count of Students Receiving D/F/W	
Course Code	Course Name	Course Ref No.	Course Type	Own Majors	Own Majors	Other Majors
MATH212	Modern Algebra	268	Lecture	56	23	26
BI0112	Principles of Ecology	350	Lecture	43	5	58
CHEM210	Organic Chemistry	292	Lecture	40	3	101
PSY221	Intro. to Perception	362	Lecture	37	2	32
BUS219	Business Statistics	332	Lecture	36	2	54
MATH202	Geometry	362	Lecture	18	1	83
PHY201	Classical Mechanics	202	Lecture	5	1	12
MATH212	Elements of Numbers	264	Lecture	2	1	11

i) Final Grades Earned by Students in Your Program, by Course and Section, Selected Year. NOTE: Use the "final grade" filter below to calculate the percentage of students in your program that received the selected grade(s).

FINAL GRADE
 D/F/W

Want To Learn More About Navigate?



Email me at
MHagerty@eab.com



Washington DC | Richmond | Birmingham | Minneapolis | New York

202-747-1000 | eab.com