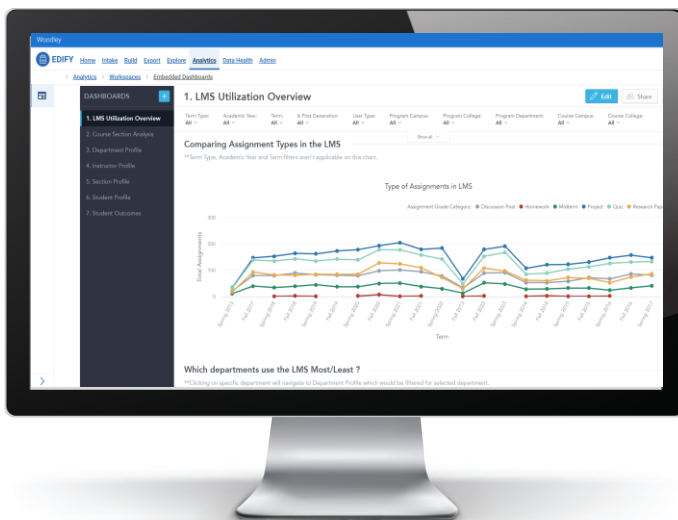


# LMS UTILIZATION

With the increase of hybrid and digital-first interactions, institutions have had to rely heavily on online learning technologies, such as Learning Management Systems (LMS). Without advanced analytics that incorporate multiple data sources as part of these tools, our partners were encountering challenges in how to track effective utilization and related student outcomes. Edify's LMS Utilization workspace was created for IT and LMS Admins, Institutional Research, and department leads. The workspace includes seven dashboards with both high-level KPIs and drill-down tables designed to help decision-makers use the data to improve student success outcomes and remove barriers to successful LMS usage.



## Paint the big picture

In one workspace, illustrate how students and faculty are utilizing your LMS and compare trends across departments and courses.

## Keep student success at the forefront of your analysis

Beyond just understanding utilization, see how LMS usage correlates to student outcomes to drive interventions and teach your faculty what works.

## Narrow in on trends

Drill-down into college-, department-, section-level analyses that let you compare outcomes and glean best practices.

## How Edify Accelerates Insight to Action

### BRING DATA TOGETHER

Incorporate data elements from both your LMS and SIS to track LMS utilization and impacts to student outcomes

### CREATE A CULTURE OF DATA CONFIDENCE

Utilize EAB best practice definitions to get the most of your LMS data and create a glossary of terms with a built-in data explorer for added analysis

### DRIVE INSIGHT ACROSS STAKEHOLDERS

Multi-level insights make the dashboards applicable for both admin and functional users

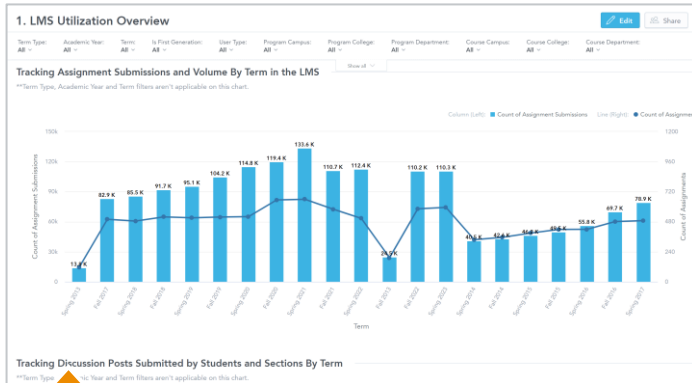
Includes one-click student lists *(the number one request from practitioners!)*

### MOVE AT THE SPEED OF CONVERSATION

The data is displayed in templated, customizable dashboards designed to help you delve deeper in the moment to answer questions, such as: Which instructors in my department are using the LMS in an effective way and can we change policies to broaden that best-practice? Can the LMS be a leading indicator about risk for student retention and can I use this data to structure interventions?

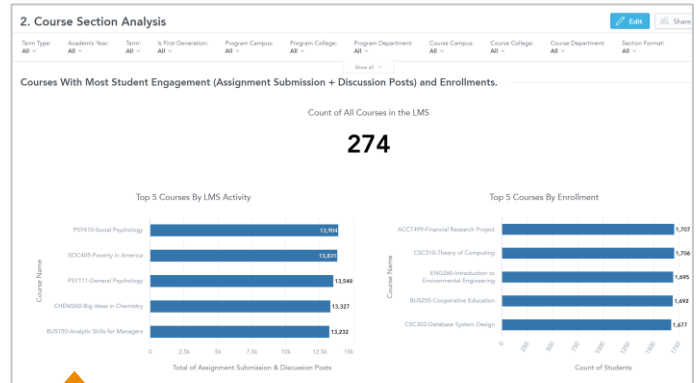
# Customizable Dashboards to Make Sense of Your Data

The insights and KPIs highlighted in the dashboards below incorporate data from your learning management system and student information system.



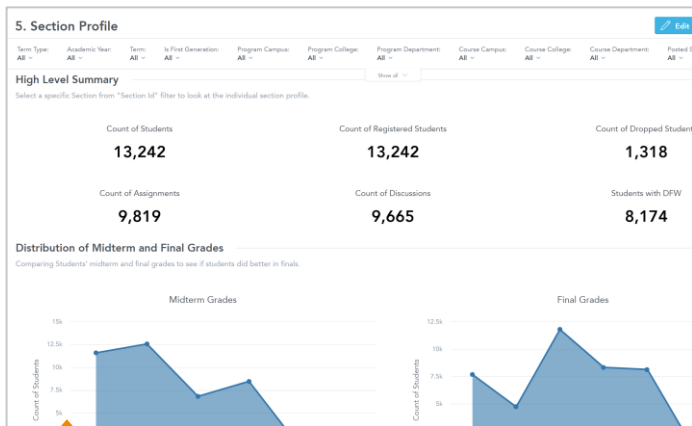
## LMS OVERVIEW

- Understand utilization trends (assignment submissions, discussion posts, logins to sections) over time based on academic year, term and compare to institution and departments
- Gain insights into what today's utilization looks like: How does it compare to this time last year, three years ago? Which departments use the LMS most?



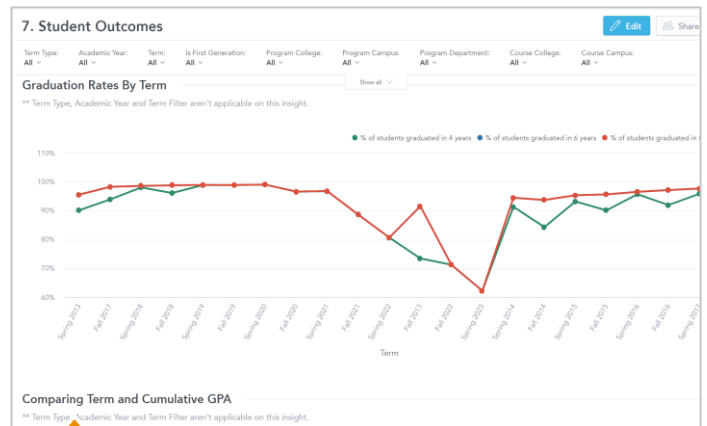
## COURSE SECTION ANALYSIS

- Compare course sections and their utilization profiles
- Understand which courses, sections, and instructors best utilize the LMS to gather best practices to teach campus-wide



## DRILL-DOWN PROFILES

- Drill-down to departments, sections, instructors, and student profiles to gain nuanced insight into how specific populations engage with the LMS
- Explore lists of students who might be at risk for stopping out based on low LMS usage or unsubmitted assignments



## STUDENT OUTCOMES

- Dig deeper into how LMS usage can help prescribe interventions to drive student success
- Are students who engage in LMS discussions more likely to persist than students who do not? Is assignment performance an indicator of graduation? Is assignment performance an indicator of future GPA?

Please note, we are dedicated to deliver these dashboards based on any required source data and are very flexible. Metrics used in the dashboards are equally flexible and can be changed on demand by your team or in partnership with your EAB service team.

# Analytics for Stakeholders Across Campus

Every Edify workspace is designed to answer a common set of business questions that higher education leaders face. The LMS Utilization Accelerator includes granular data points about courses, programs, instructors, students, and more to provide users with relevant information to improve student success outcomes and remove barriers to successful LMS usage.



## IT and LMS Administrators, Directors of Digital Learning

### Questions

- How does course modality affect LMS utilization?
- What is today's LMS utilization like and how does it compare to this time last year and three years ago?
- Is LMS utilization trending positively?
- Which departments have the highest and lowest LMS utilization?

### Potential Actions

- Identify trends in high LMS utilization to inform strategy for the institution.
- Pinpoint barriers to successful LMS utilization and discuss solutions with other teams.
- Recognize high LMS utilization departments and explore strategy sharing for low utilization departments.



## Student Success

### Questions

- Does LMS utilization impact student retention?
- Can assignment completion serve as an early indicator of GPA?
- In which courses and sections are the lowest assignment completions?
- Which students have a high number of past due assignments?
- How do graduation rates compare across programs?

### Potential Actions

- Use findings to develop intervention campaigns around LMS utilization and/or assignment completion.
- Partner with instructors to identify opportunities to better support students struggling to complete assignments on time.
- Identify retention strategies to apply across programs in the same department.



## Deans and Department Chairs

### Questions

- Which courses have the highest rate of student engagement, such as assignment submission and discussion engagement?
- Which instructors in my department are using the LMS in an effective way?
- Has the volume of assignments changed over time?

### Potential Actions

- Assess LMS utilization's impact on student outcomes and develop instructor recommendations.
- Use findings to inform department-wide policies regarding LMS utilization.
- Ensure the number of assignments is consistent across sections of the same course.



**Interested in Learning More?**

**Contact your Strategic Leader or [edifypartnersuccess@eab.com](mailto:edifypartnersuccess@eab.com) today!**