

Success & Retention Opportunities

Student success can be defined in many ways that may vary based on institutional populations and priorities. Additionally, student success data can be found across multiple systems that do not always talk to one another. Edify Accelerator packages take advantage of the data organization and flexibility provided by Edify’s data model, helping schools go deep into topical areas of analysis and allowing leaders across the campus to find answers to their specific questions. The Success & Retention Opportunities Accelerator enables student success professionals (e.g., VP of Student Success, Advising Directors, VP EMs, and others) to report on student success challenges, interventions, and outcomes at their institution.



Paint the big picture

In one workspace, illustrate different metrics for student success in the moment and over time.

Narrow in on success milestones

Track the impact of students’ success in particular courses or in response to interventions on overall success rates.

Identify opportunities for re-enrollment

Use validated metrics and data to identify stopped out students who may be good candidates for re-enrollment.

How Edify Accelerates Insight to Action

BRING DATA TOGETHER

Incorporate data elements from multiple sources e.g., SIS, Retention CRM, and National Student Clearinghouse

CREATE A CULTURE OF DATA CONFIDENCE

Use defined and governed data to produce critical measures, such as, persistence, retention, and graduation

DRIVE INSIGHT ACROSS STAKEHOLDERS

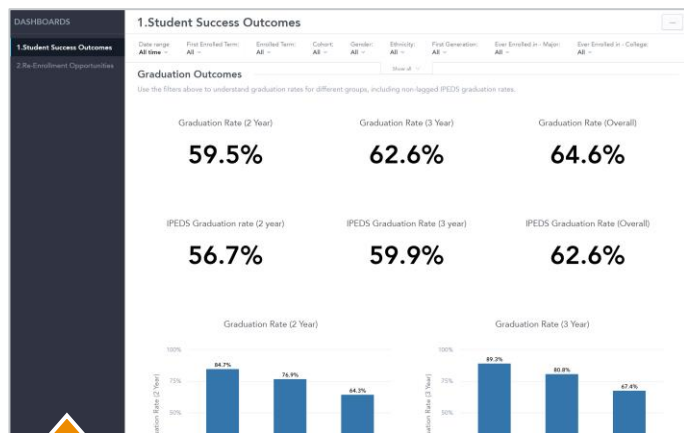
Enable your campus practitioners to dig deeper into barriers to enrollment and allow these insights to inform strategy

MOVE AT THE SPEED OF CONVERSATION

The data is displayed in templated, customizable dashboards designed to delve deeper in the moment. Use these dashboards to improve student success outcomes through interventions and policy changes informed directly by your data. Some institutions may also use the dashboards to operationalize student success compliance reporting or to apply for grant funding.

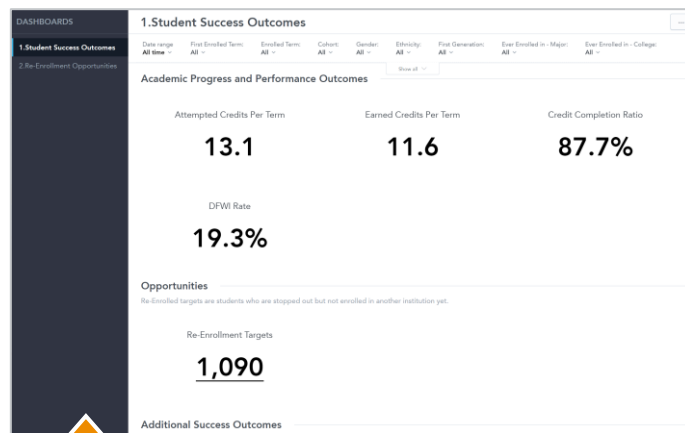
Customizable Dashboards to Make Sense of Your Data

The insights and KPIs highlighted in the dashboards below incorporate data from various sources, including your Enrollment and Retention CRMs, SIS, Finance ERP, & National Student Clearinghouse.



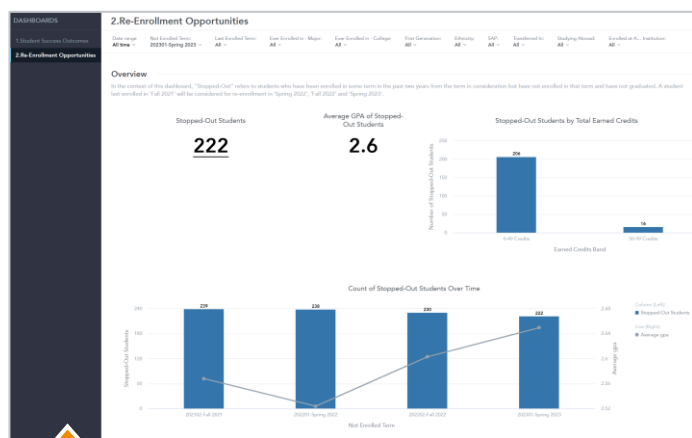
GRADUATION OUTCOMES

- Utilize student success metrics for insights into persistence, retention, and graduation across programs in the moment and over time
- Compare institutional and IPEDS rates and provide these metrics as needed for state funding
- Time periods (e.g., 2-year graduation rate) are all customizable to your institution



PROGRESS & PERFORMANCE OUTCOMES

- Highlight high-impact KPIs to help inform strategic interventions
- Includes drill-in for students who have stopped-out (but are not yet enrolled elsewhere) to initiate re-enrollment campaigns
- Includes drill-in for students who have successfully transferred to another institution to understand any common characteristics and inform interventions for current students



RE-ENROLLMENT OPPORTUNITIES

- Dig deeper into the characteristics of students who have stopped out to understand how to best re-enroll them (e.g., connect them to a financial aid or faculty counselor)
- Identify students who are good candidates for re-enrollment at your institution



BARRIERS TO ENROLLMENT

- Use survey, financial aid, and exit counseling data to understand what students were coming up against before deciding not to enroll
- Evaluate changes in outcomes over time to inform strategy moving forward

Please note, we are dedicated to deliver these dashboards based on any required source data and are very flexible. Metrics used in the dashboards are equally flexible and can be changed on demand by your team or in partnership with your EAB service team.

Source: Edify.

Analytics for Stakeholders Across Campus

Every Edify workspace is designed to answer a common set of business questions that higher education leaders face. The Success & Retention Opportunities Accelerator is designed to empower leaders across campus with student success analytics to improve student success outcomes through interventions, policy changes, and other initiatives.



Student Success

Questions

- Which students have stopped-out and are not yet enrolled elsewhere?
- How have student success outcomes trended over time?
- What factors contributed to students transferring out of the institution?

Potential Actions

- Conduct a re-enrollment campaign prioritizing stopped-out students.
- Understand common characteristics of transfer students to inform interventions for current students.
- Plan strategic interventions to connect students with the right resources/services and schedule advising appointments.



Enrollment Management

Questions

- What is our transfer-out rate, and among that group who transferred to a competing institution?
- What are our top barriers to enrollment?
- Why did students primarily leave the institution?

Potential Actions

- Identify top transfer destinations to inform enrollment retention strategy.
- Pinpoint barriers to enrollment to inform potential policy changes, like hold reform, and other improvement opportunities.



Institutional Research and Effectiveness

Questions

- What are the trends in persistence, retention, and graduation across programs?
- How have attempted credit hour production, credit completion, and DWFI rates trended over the past few years?
- What is the trend in stopped out students?

Potential Actions

- Compile data into a report to submit for state funding and grant requests.
- Create a report for student success compliance reporting.



Interested in Learning More?

Contact your Strategic Leader or edifypartnersuccess@eab.com.