



EAB

Transfer Portal Support Office Hours

February 1, 2023

Connecting to Audio



Refer to the meeting confirmation email you received in your inbox.

Using Your Computer Speakers

If you select the “Computer Audio” option, please be sure that your speakers or headphones are connected.

Using Your Telephone

If you select the “Phone Call” option, please dial in with the phone number and meeting ID provided.

Date Time: Mar 31, 2020 03:00 PM Eastern Time (US and Canada)

Join from PC, Mac, Linux, iOS or Android: [Click Here to Join](#)

Note: This link should not be shared with others; it is unique to you.

[Add to Calendar](#) [Add to Google Calendar](#) [Add to Yahoo Calendar](#)

Or iPhone one-tap

US: +16468769923,,511418667# or +13126266799,,511418667#

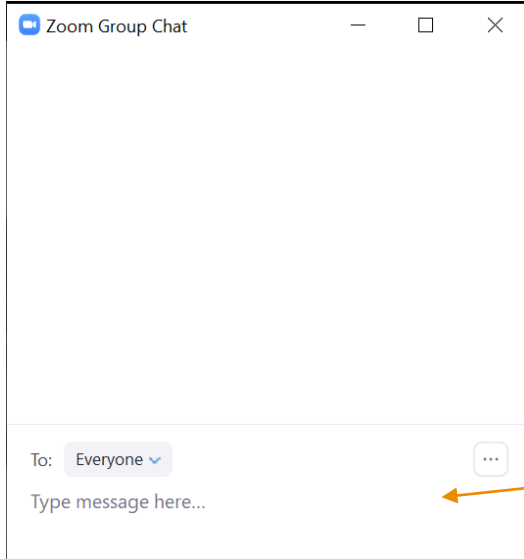
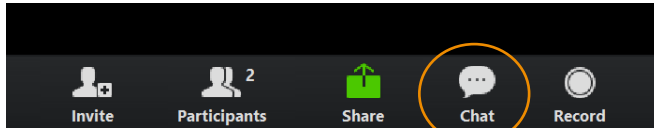
Or Telephone:

Dial(for higher quality, dial a number based on your current location):

US: +1 646 876 9923 or +1 312 626 6799 or +1 301 715 8592 or +1 346 248 7799 or +1 669 900 6833 or +1 253 215 8782

Meeting ID: 511 418 667

International numbers available: <https://eab.zoom.us/j/abLkP09Nci>



Asking a Question

To ask a question, navigate to the chat button at the bottom of your screen and type it into the chat panel, or unmute yourself and ask your question verbally.

After the session, a member of our team will be in touch to follow-up on your questions individually if they were not answered during the session.

Type your question here

Update your name (and include your institution)

Update Your Name


- Click **Participants** in your menu bar.
- On the right side of the screen, hover over your name, click more, and then click **Rename**.
- Add a dash and your institution name. You may also add your pronouns if you wish (example: they/them/theirs)

The image shows a Zoom meeting interface. The main window displays a slide with the EAB logo and the text "EAB Virtual Meetings 2020". On the right side, the "Participants (2)" panel is visible, showing "Test Participant (Me)" and "Meeting Host (Host)". The "Participants" icon in the bottom toolbar is highlighted with a yellow box. A yellow line connects this icon to the "Rename" button in the "Participants" panel. Another yellow line connects the "Rename" button to the "Rename" dialog box. The dialog box has a title bar "Rename" and a close button. It contains the text "Enter a new screen name:" followed by a text input field containing "Jane Doe- They/Them/Theirs- Institution". At the bottom of the dialog box are "OK" and "Cancel" buttons.

Today's Presenters



Allison Akalonu
Transfer Portal



Gina Schorr
Partner Support

Partner Presenters



Amber Armstrong
*Associate Director of
Enrollment Technology &
Communications*
University of San
Francisco
aarmstrong3@usfca.edu



Allison Gurdineer
*Executive Director of
Admissions*
Mercy College
agurdineer@mercy.edu



Katie Milano
*Assistant Director of
Marketing*
Mercy College
kmilano@mercy.edu

Deep Linking Feature Overview

7

Pilot Objective: Evaluate if driving students directly to account creation page in portal has any effect on:






1. Account Creation
2. Account Conversion %
3. Overall Utilization

Goal: Improve stealth user identification without causing significant disturbance in user experience

Pilot Link: <https://woodley.transfer.degree/app/#!/my/account/>

Current Link: <https://woodley.transfer.degree/>

Transfer Portal Go-Live: December 7, 2021

				
Background	Time Frame	Results	Pilot Short Term Changes	Long Term Changes
Location: San Francisco, CA Fall transfer enrollment: ~350 Portal Go-Live: December 7, 2021	3 Weeks: October 24, 2022 – November 14, 2022	59% Account Conversion rate compared to 40% Account Conversion Rate (3 weeks before pilot)	Audited website or portal hyperlinks Updated USF website link to redirect to portal Account Creation page	Updated email communications and marketing materials Website audit and analytics review

Sample/screenshots of website audit for portal links

Transfer Admissions: <https://www.usfca.edu/admission/undergraduate/transfer>



Transfer Credit Evaluator

See which courses you can transfer and how they'll apply to certain degrees at USF. This evaluation is unofficial, but it will help you estimate your time on campus.

International students: This tool only evaluates credit from U.S.-based institutions. For more information about transferring credit from international schools, please contact international@usfca.edu.

TRY IT OUT

Nursing Transfer Requirements:

<https://www.usfca.edu/admission/undergraduate/nursing-transfer-requirements>

Transfer Credit Evaluator






See which courses you can transfer and how they'll apply to certain degrees at USF. This evaluation is unofficial, but it will help you estimate your time on campus.

International students: This tool only evaluates credit from U.S.-based institutions. For more information about transferring credit from international schools, please contact international@usfca.edu.



TRY IT OUT

Transfer Portal Go-Live: January 5, 2021

				
Background	Time Frame	Results	Short Term Changes	Long Term Changes
Location: Dobbs Ferry, NY and NYC Annual transfer enrollment: ~1000 Portal Go-Live: January 5, 2021	5 Weeks: October 10, 2022 – November 14, 2022	69% Account Conversion rate compared to 50% Account Conversion Rate (same time period year before)	Audited website or portal hyperlinks Updated Mercy website link to redirect to portal Account Creation page	Updated email communications and marketing materials, verify CC websites Website audit and analytics review

MERCY COLLEGE

TRANSFER

Credit Max

Sample/screenshots of website audit for portal links

Whether you're coming straight from college, or have been in the professional world for a while, Mercy can be home while you complete your degree.

Apply Now

Degrees & Programs

Transfer Credit Max

Transfer page: <https://www.mercy.edu/admissions-aid/transfer-admissions>

MERCY COLLEGE

TRANSFER

Credit Max

We make sure every credit transfers

We know how important it is to have your credits transfer over and be applied toward your specific program. We've created Transfer Credit Max so you can get a customized idea at how we can apply your credits and help you to see how quickly you can finish your degree at Mercy.

Once you are accepted, the Transfer Team in our Student Services Support Center (SSSC) will carefully evaluate your college transcripts, test scores and other documents for equivalent transfer credits.

Transfer Credit Max

Admission Requirements: <https://www.mercy.edu/admissions-aid/transfer-students/admissions-requirements>

Questions?



**We are here! Let us know if
you have joined with a
question!**

Transfer Portal Programs & Resources

Support and Strategic Offerings for Transfer Portal Administrators

Offerings



App Admin Onboarding

Description

Transfer Portal onboarding program for you to learn the Application Administrator role and the systems that will help set you up for success.

Typical Partner Positions

- New Application Administrators
- Registration Link: [Register Here](#)



Transfer Portal Office Hours

Chat live with EAB Support Analysts and peers during drop-in Office Hours. Come with questions! Sessions are open to any topic, but some may have a particular focus area as detailed in the program promotion.

- All App Admins, any tenure
- Registration Link: [Register Here](#)

Questions between Office Hours?

Email TransferTechSupport@eab.com



Transfer Portal Intensive Series

Discussion-based webinar series with an in-depth look into the seven best practice areas that make up EAB's Transfer Maturity Curve.

- Program Owners, Application Administrators, Functional Leaders
- Registration Link: [Register Here](#)



Best Practice and Networking Request Form

This survey is available at any time for relevant questions as well as provides an opportunity for partner connections based on interest.

- Program Sponsor, Program Owners, Application Administrators, Functional Leaders
- Survey Link: [Survey Link](#)

Poll

How was today's session?

