



IT Labor Market Analysis: Higher Education vs. All Other Industries

Region: Mid-Atlantic

*Delaware, DC, Maryland, New Jersey, Pennsylvania,
Virginia, West Virginia*

IT Forum

Region in Focus: Mid-Atlantic

- The Mid-Atlantic includes Delaware, DC, Maryland, New Jersey, Pennsylvania, Virginia, and West Virginia.
- Unless stated otherwise, this report analyzes online job postings from July 2021 to June 2022.

Key Takeaways

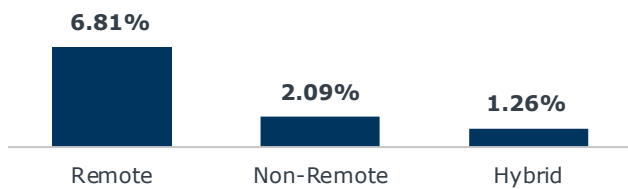
- **Remote Work:** Job postings advertising remote work account for 6.81% of postings in the higher education industry compared to 16.42% of postings in all other industries.
- **In-Demand Titles:** The higher education industry more frequently advertises “Specialist” and “Analyst” positions in all job postings (e.g., “IT Support Specialists,” “Programmer Analysts,” and “Multimedia Specialists”) and remote postings (e.g., “IT Specialists,” “Business Systems Analysts”). Among all other industries, “Engineer” and “Developer” positions account for nine of the top ten titles in all job postings and all of the top ten titles in remote postings.
- **Technical Support:** The higher education industry more heavily emphasizes technical support roles in job postings compared to all other industries. While employers in the higher education industry request the skills “technical support” and “help desk support” in 13.30% and 9.25% of all postings on average monthly, respectively, employers in all other industries request the skill “technical support” in 6.82% of postings on average monthly. The skill “help desk support” is not among the top 50 skills requested by all other industries.
- **Skill Specificity:** While programming languages are the most highly demanded skills in both industry groups, all other industries more frequently request specific programming and software tools, such as “Docker,” “React.js,” “JIRA,” and “RESTful API.” The higher education industry more frequently advertises non-technical IT skills, such as “project management,” “business process,” “workflow management,” “change management,” and “data management.”
- **Experience Levels:** All other industries generally request slightly greater years of experience in job postings than the higher education industry. In all other industries, the median years of experience requested is five years for all postings and remote postings. In the higher education industry, the median years of experience is three years for all postings and four years for remote postings.
- **Education Levels:** The higher education industry more frequently advertises desired education levels in both remote and non-remote job postings compared to all other industries. While the higher education industry lists desired education levels in 85.56% of all postings and 85.75% of remote postings, all other industries list desired education levels in 64.25% of all postings and 69.99% of remote postings.



State of IT Jobs in Higher Education vs. Other Industries

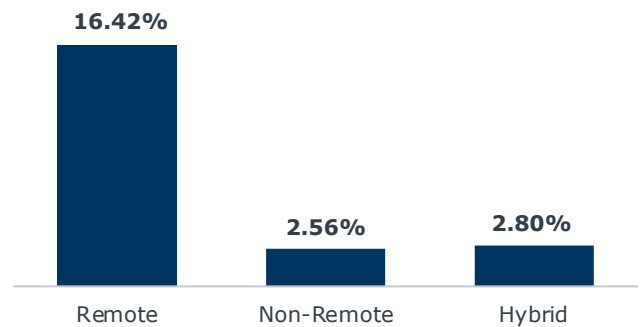
Percentage of Job Postings Advertised by Remote Status (Higher Education)¹

n = 9,092 job postings (619 remote postings)



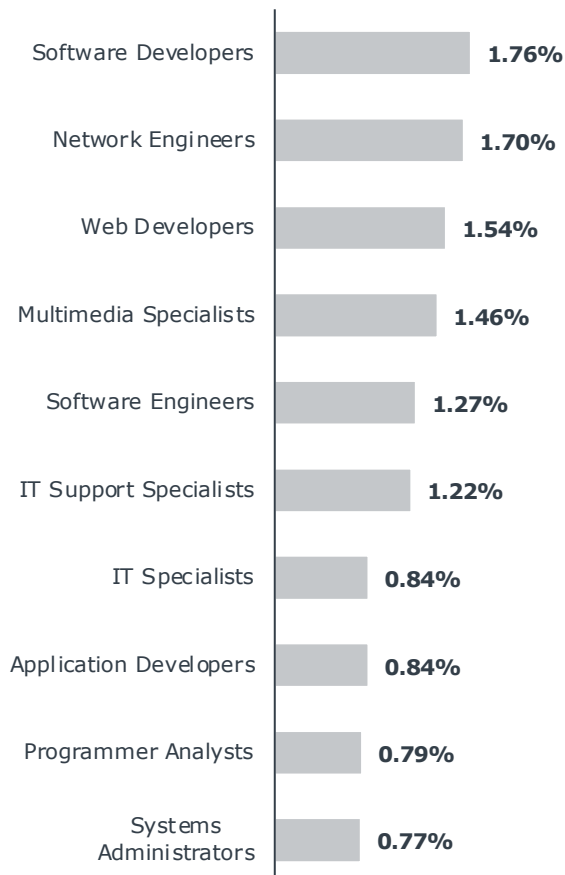
Percentage of Job Postings Advertised by Remote Status (All Other Industries)¹

n = 487,844 job postings (80,084 remote postings)



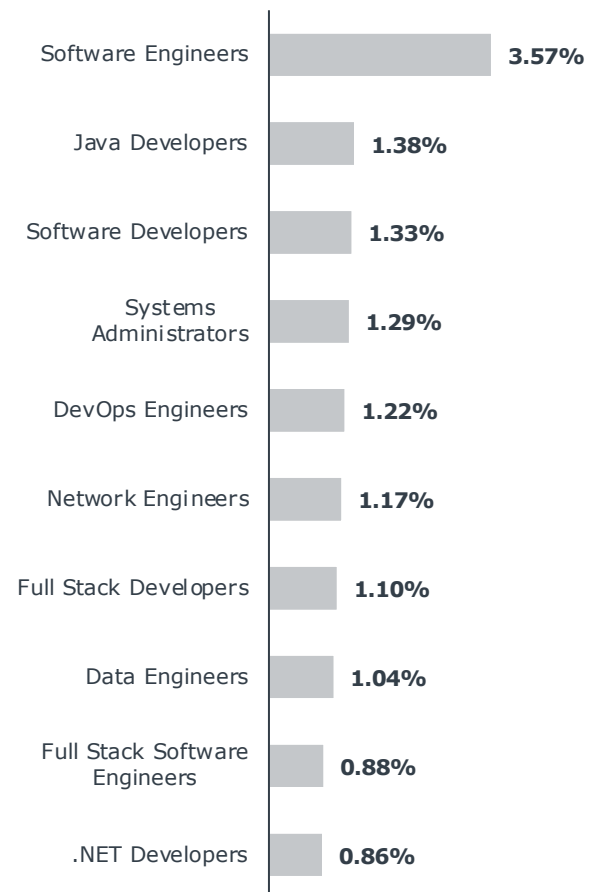
Most Commonly Advertised Job Titles for IT Professionals (Higher Education)

n = 8,905 job postings²



Most Commonly Advertised Job Titles for IT Professionals (All Other Industries)

n = 529,783 job postings



1) All other job postings are not tagged by remote status.

2) Due to periodic data updates completed by EAB's labor market partner, Emsi Burning Glass, the n-values used throughout the report slightly differ.

Source: Emsi Burning Glass; EAB interviews and analysis.

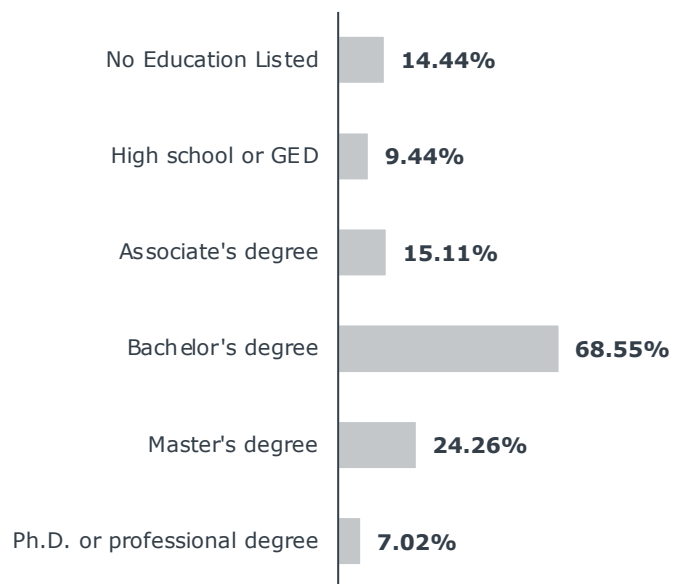
Median Years of Experience Requested of IT Applicants (Higher Education)

n = 9,092 job postings

3 Years

Education Levels Requested of IT Applicants (Higher Education)

n = 8,905 job postings



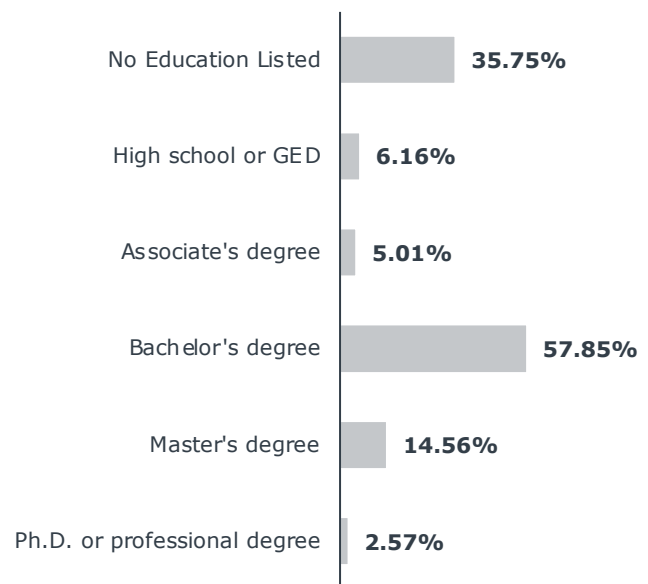
Median Years of Experience Requested of IT Applicants (All Other Industries)

n = 487,844 job postings

5 Years

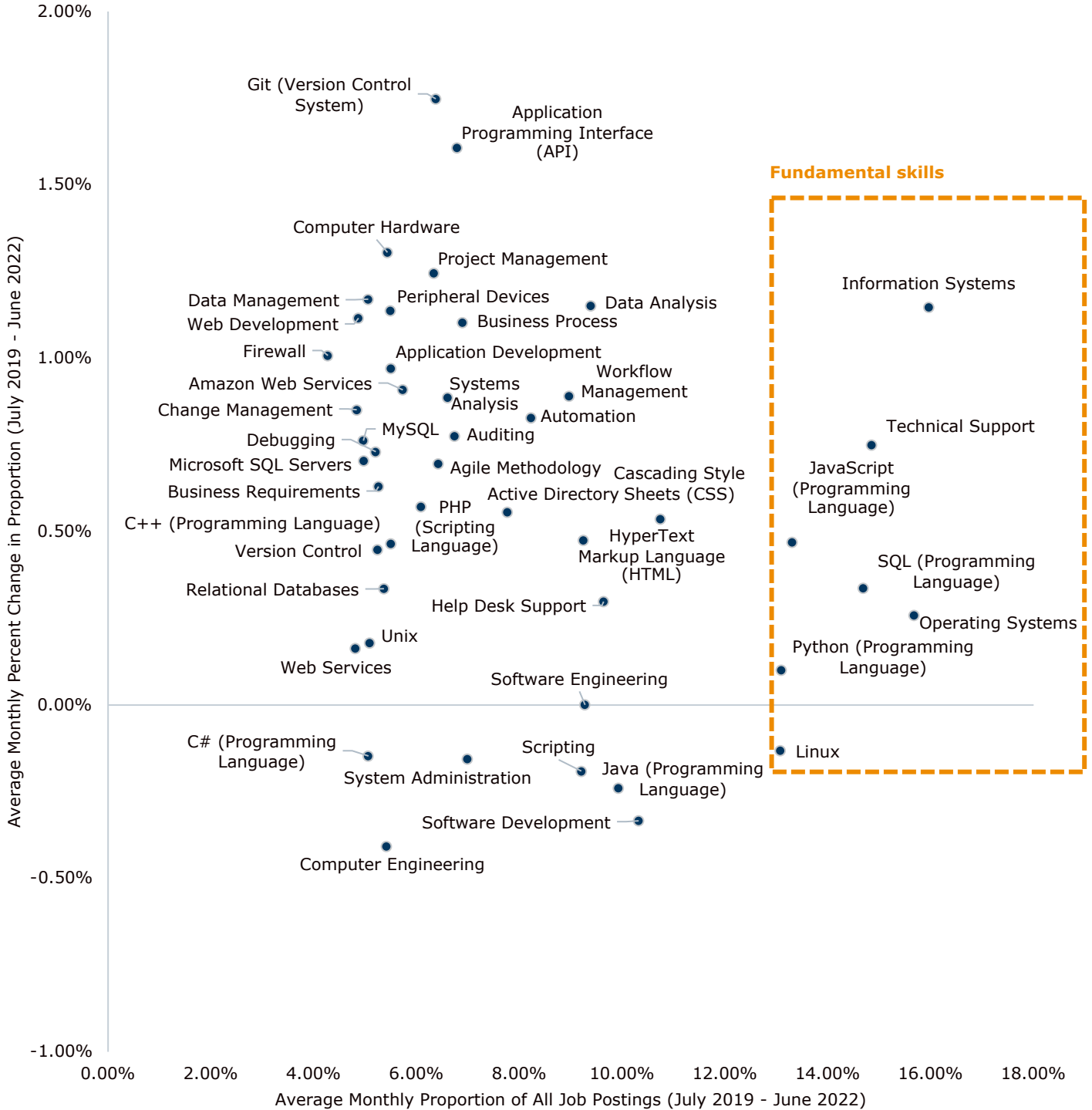
Education Levels Requested of IT Applicants (All Other Industries)

n = 529,783 job postings



Top 50 Skills Requested of IT Professionals (Higher Education)

n = 20,009 job postings
July 2019 – June 2022



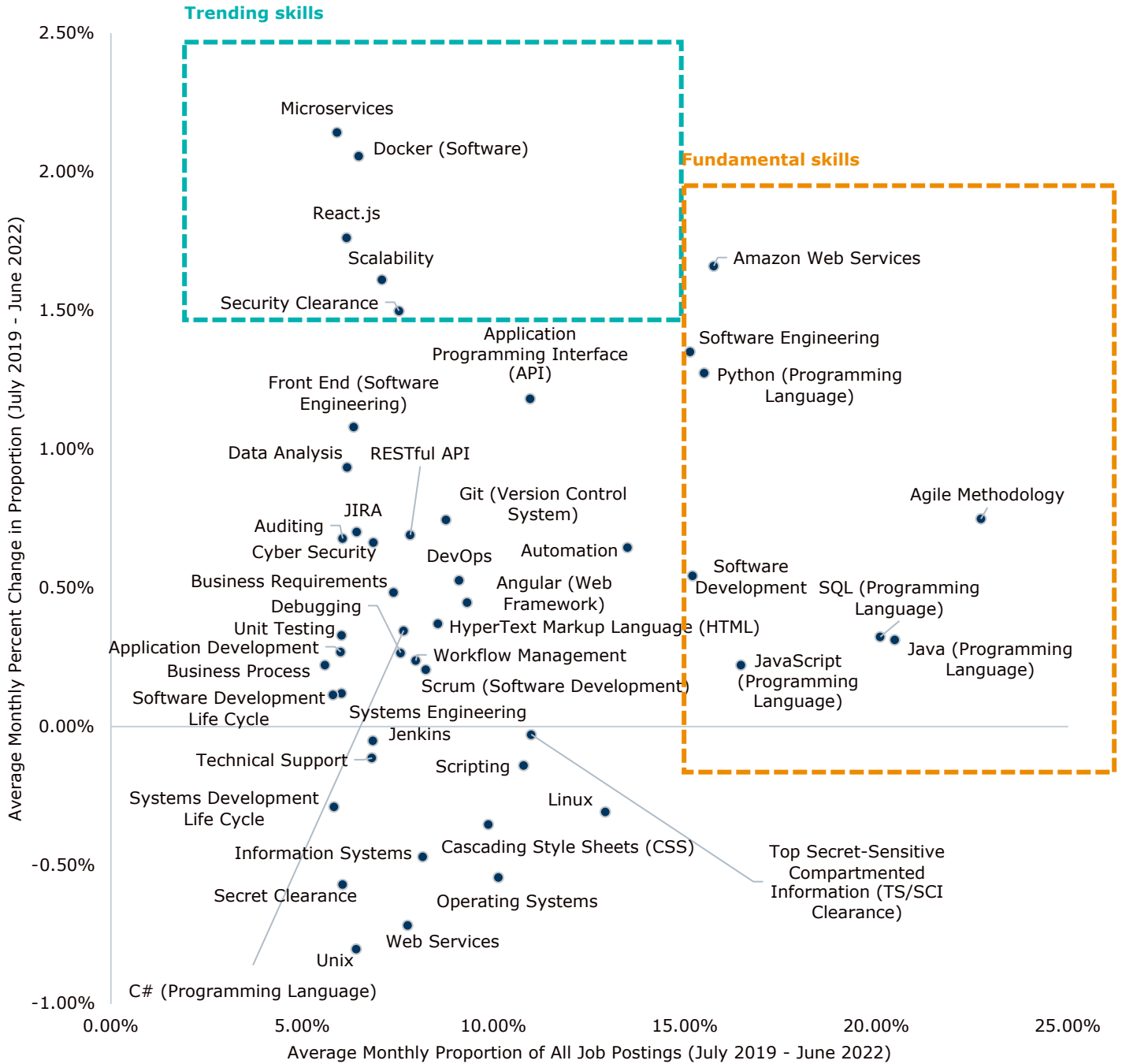
The skills "computer science" (32.19%, -0.10%), "crime prevention" (4.96%, 19.97%), "web applications" (4.43%, 2.32%), and "press releases" (5.53%, -1.50%) were excluded from the graph to improve readability.

Source: Emsi Burning Glass; EAB interviews and analysis.

Top 50 Skills Requested of IT Professionals (All Other Industries)

n = 1,367,878 job postings

July 2019 – June 2022



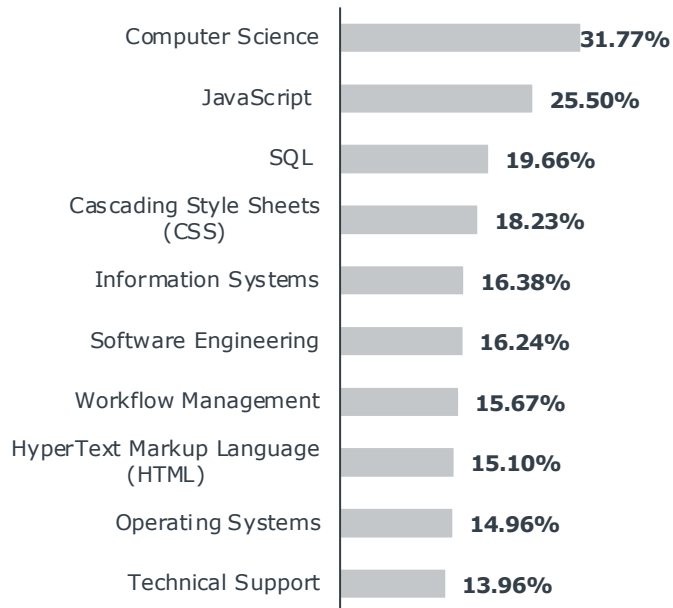
The skills "computer science" (27.62%, 0.19%), "Microsoft Azure" (8.94%, 2.75%), and "full stack development" (5.88%, 2.53%) were excluded from the graph to improve readability.



Comparison of Remote Work in Higher Education vs. Other Industries

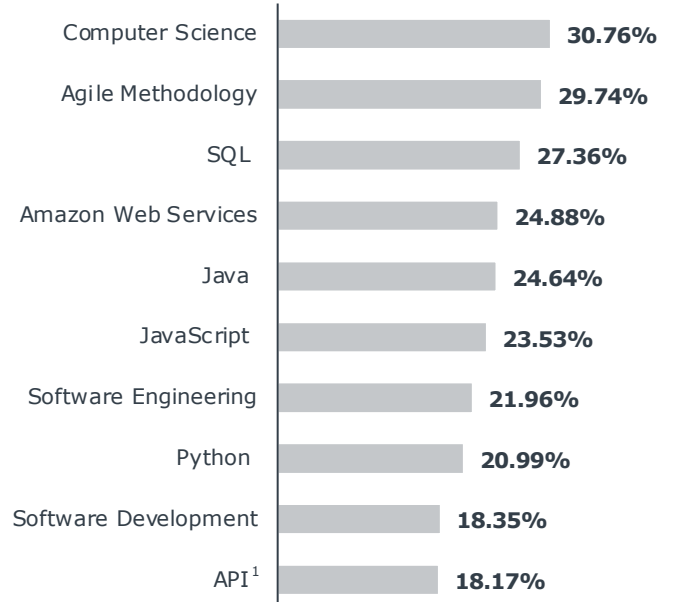
Most Commonly Requested Skills of Remote IT Applicants (Higher Education)

n = 702 job postings



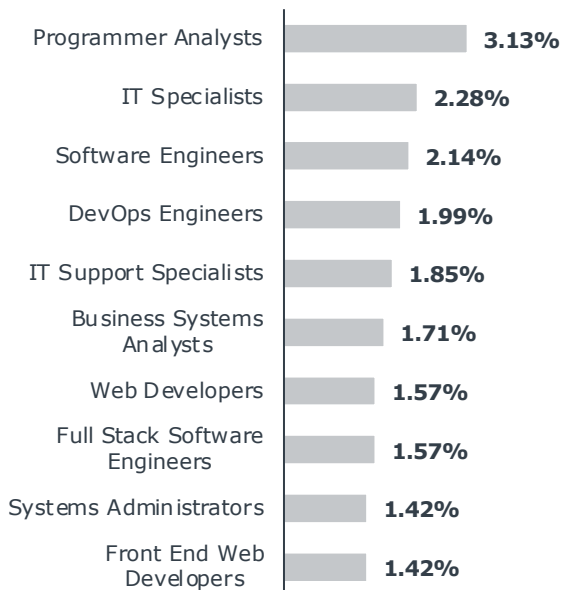
Most Commonly Requested Skills of Remote IT Applicants (All Other Industries)

n = 105,215 job postings



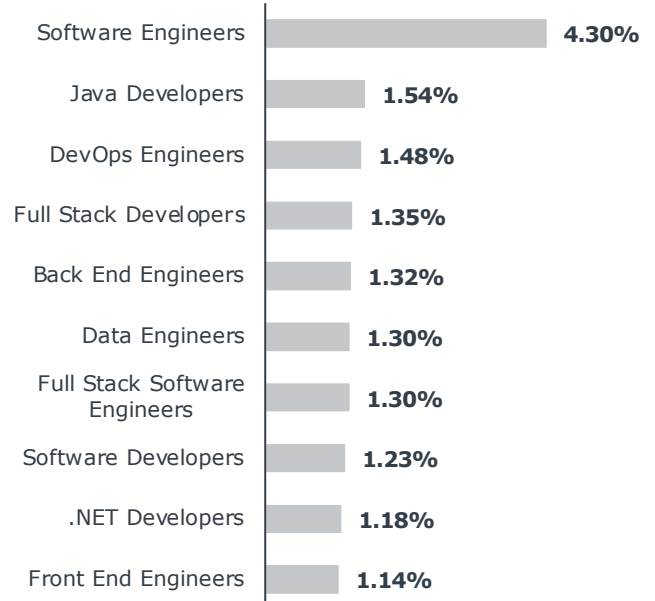
Most Commonly Advertised Job Titles for Remote IT Applicants (Higher Education)

n = 702 job postings



Most Commonly Advertised Job Titles for Remote IT Applicants (All Other Industries)

n = 105,215 job postings



1) Application programming interface.

Source: Emsi Burning Glass; EAB interviews and analysis.

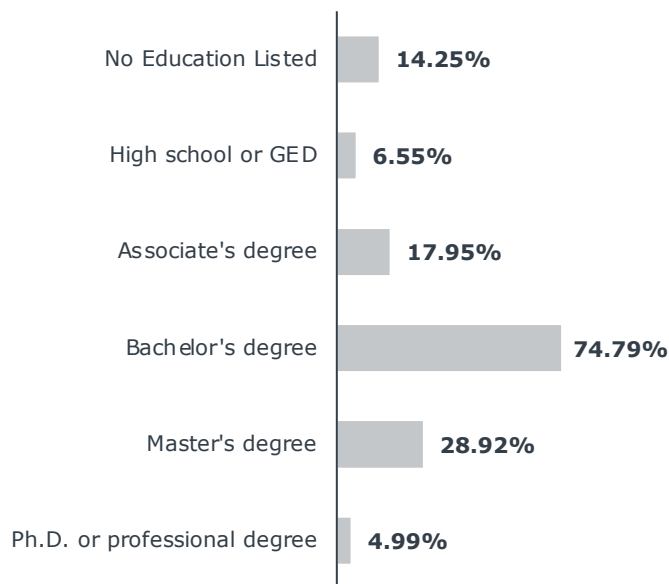
Median Years of Experience Requested of Remote IT Applicants (Higher Education)

n = 619 job postings

4 Years

Education Levels Requested of Remote IT Applicants (Higher Education)

n = 702 job postings



Median Years of Experience Requested of Remote IT Applicants (All Other Industries)

n = 80,084 job postings

5 Years

Education Levels Requested of Remote IT Applicants (All Other Industries)

n = 105,215 job postings

