



IT Labor Market Analysis: Higher Education vs. Other Industries

Region: The United Kingdom

IT Forum

Region in Focus: The United Kingdom

- Unless stated otherwise, this report analyses online job postings from September 2021 to August 2022.

Key Takeaways

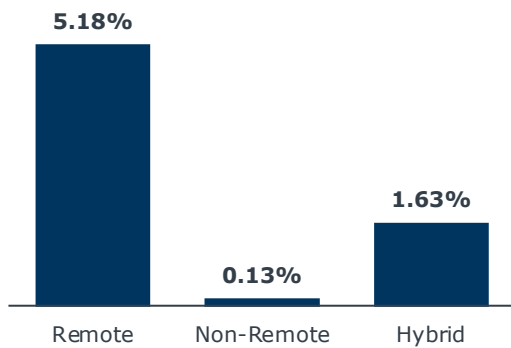
- **Remote Work:** Job postings advertising remote work account for 5.18% of postings in the higher education industry compared to 16.61% of postings in all other industries.
- **In-Demand Titles:** The higher education industry more frequently advertises 'Administrator' and 'Analyst' positions in all job postings (e.g., 'Service Desk Analysts', 'Help Desk Analysts', and 'Systems Administrators'), and in remote postings (e.g., 'Information Analysts', 'Systems and Data Analysts', and 'Learning Technology Specialists'). Among all other industries, 'Engineer' and 'Architect' positions appear more frequently in all job postings (e.g., 'Solutions Architects', 'Network Engineers') and in remote postings (e.g., 'Cloud Engineers', 'Technical Architects', and 'Azure Engineers').
- **Technical Support:** The higher education industry more heavily emphasizes technical support roles in job postings compared to all other industries. Employers in the higher education industry request the skill 'technical support' in 6.40% of all job postings at a growing rate of +1.14% on average monthly and request the skill 'system administration' in 2.51% of all job postings at a growing rate of +6.62% on average monthly. Employers in all other industries request skill 'technical support' in only 5.84% of all job postings and at a slightly decreasing rate of -0.42% on average monthly.
- **Skill Specificity:** While programming languages are the most highly demanded skills in both industry groups, all other industries more frequently request specific programming and software tools, such as 'JAVA', 'SCRUM', 'C#', and 'JavaScript'. The higher education industry more frequently advertises non-technical IT skills, such as 'project management', 'system administration', and 'student services'.
- **Experience Levels:** All other industries generally request slightly higher years of experience in job postings than the higher education industry. In all other industries, the median years of experience requested is two years for all postings and three years for remote postings. In the higher education industry, the median years of experience is three years for all postings and three for remote postings.



State of IT Jobs in Higher Education vs. Other Industries

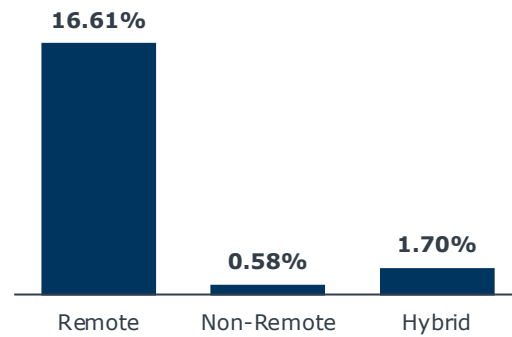
Percentage of Job Postings Advertised by Remote Status (Higher Education)¹

n = 5,999 job postings (311 remote postings)



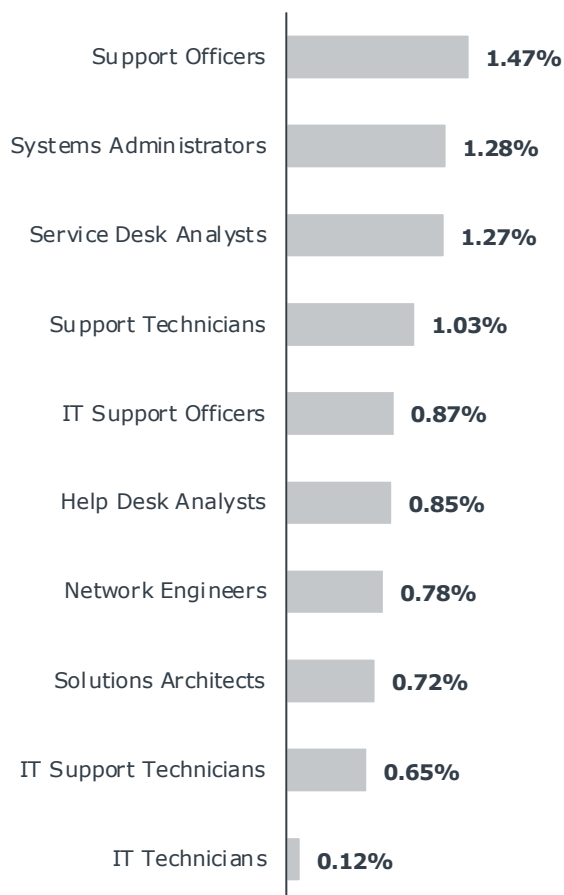
Percentage of Job Postings Advertised by Remote Status (All Other Industries)¹

n = 792,316 job postings (80,084 remote postings)



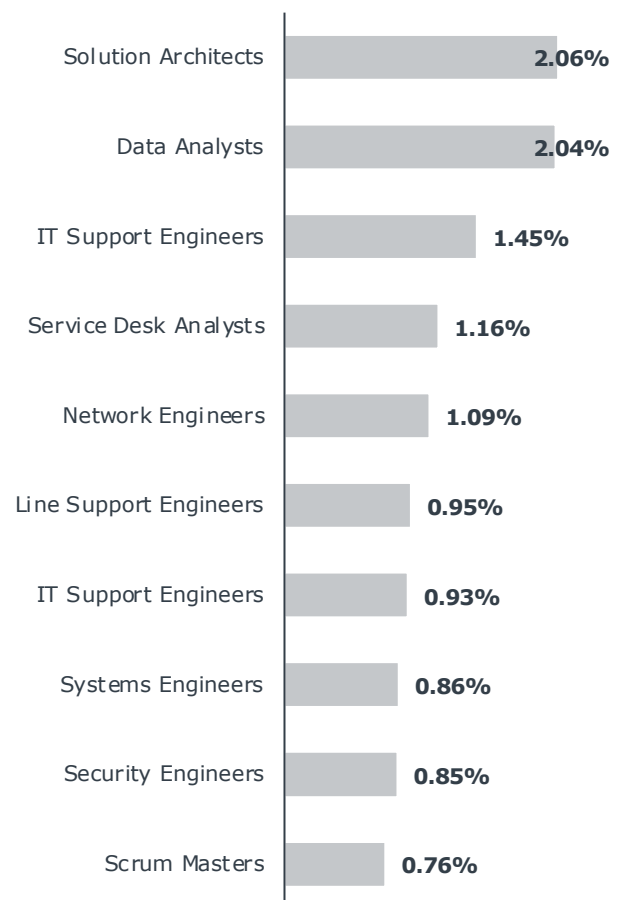
Most Commonly Advertised Job Titles for IT Professionals (Higher Education)

n = 5,999 job postings



Most Commonly Advertised Job Titles for IT Professionals (All Other Industries)

n = 792,316 job postings



1) All other job postings are not tagged by remote status

Source: Emsi Burning Glass; EAB interviews and analysis.

Top 50 Skills Requested of IT Professionals (Higher Education)

n = 11,969 job postings

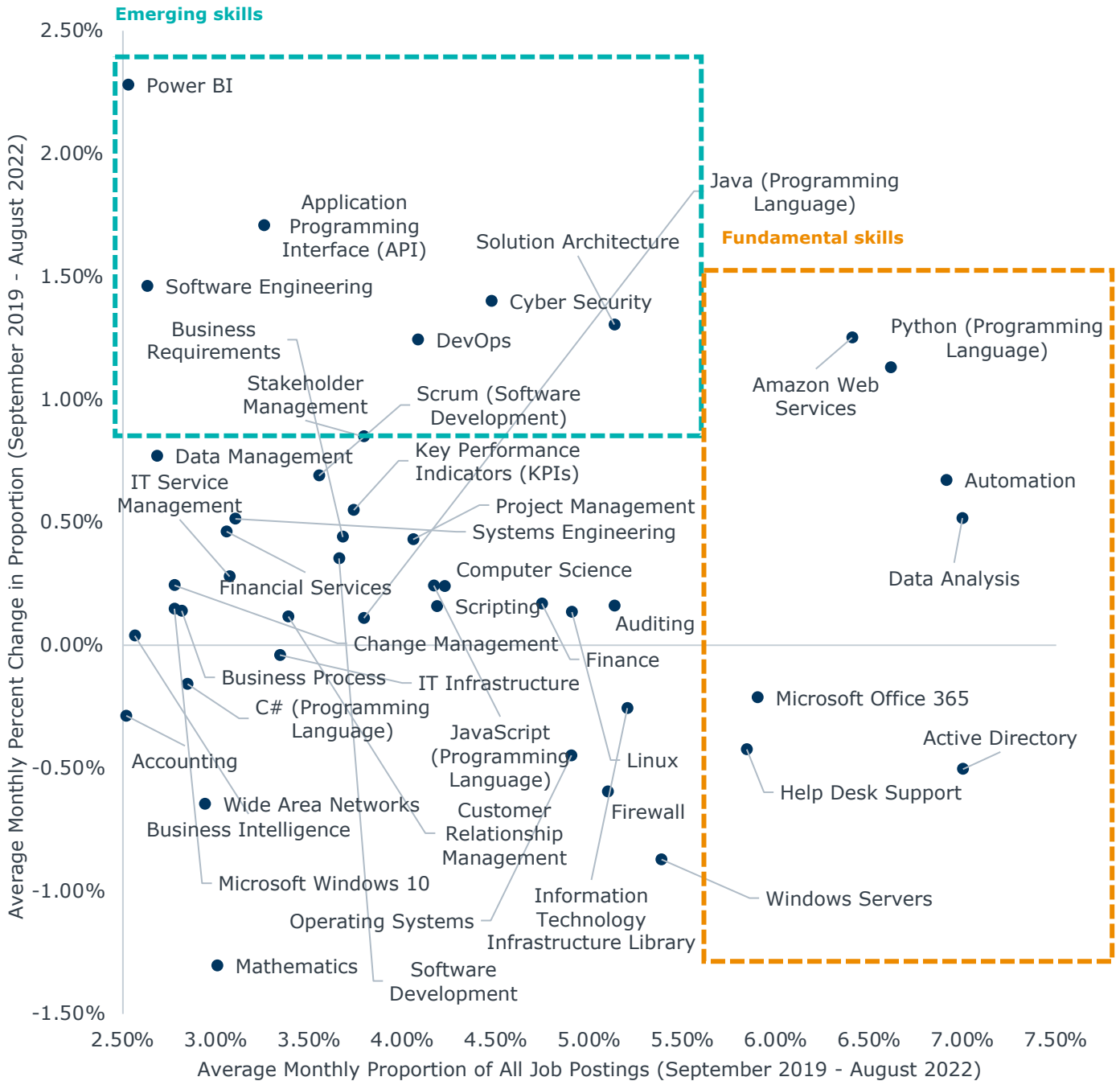
September 2019 – August 2022



The skills 'IT Service Management' (10.01%, 0.98%), 'Computer Science' (9.02%, -0.95%), 'Mathematics' (7.89%, 1.14%), 'Data Analysis' (7.85%, 1.92%), and 'Business Systems' (1.96%, 14.90%) were excluded from the graph to improve readability.

Top 50 Skills Requested of IT Professionals (All Other Industries)

n = 3,843,260 job postings
September 2019 – August 2022



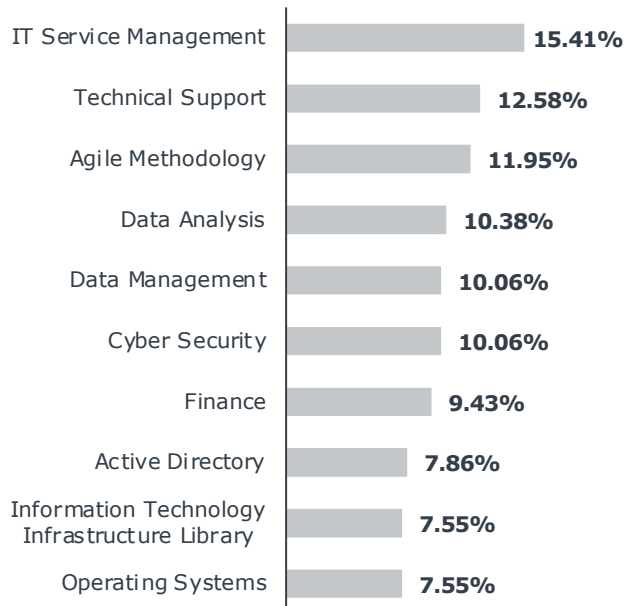
The skills 'SQL (Programming)' (10.93%, -0.06%), 'Agile Methodology' (10.16%, 0.73%), 'Microsoft Azure' (9.46%, 1.66%), and 'Technical Support' (8.80%, -0.14%), and 'Service Quality' (3.14%, 10.82%) were excluded from the graph to improve readability.



Comparison of Remote Work in Higher Education vs. Other Industries

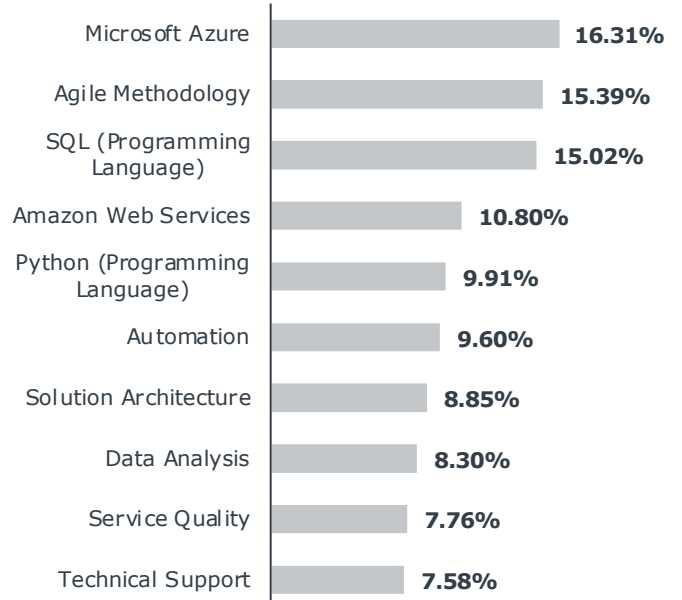
Most Commonly Requested Skills of Remote IT Applicants (Higher Education)

n = 318 job postings



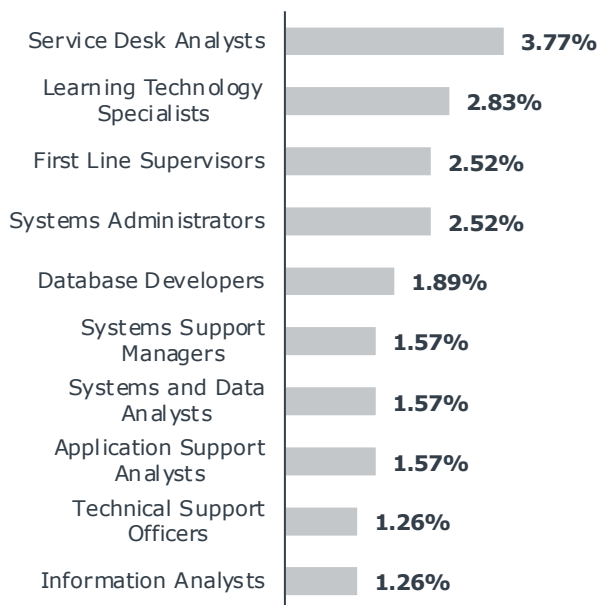
Most Commonly Requested Skills of Remote IT Applicants (All Other Industries)

n = 131,667 job postings



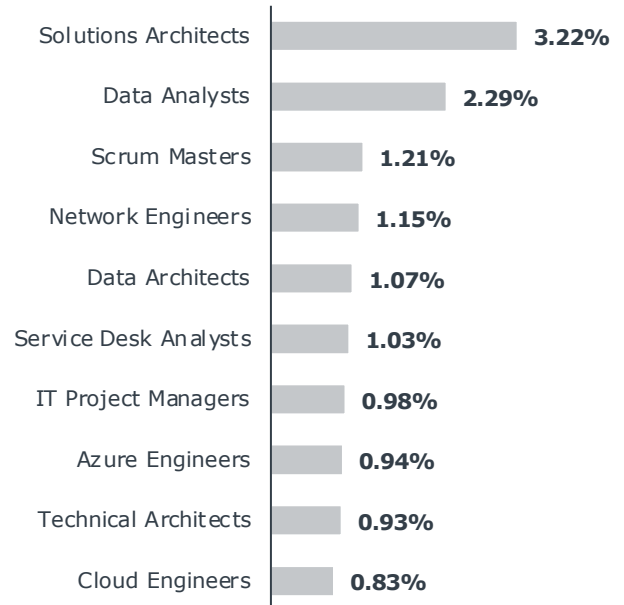
Most Commonly Advertised Job Titles for Remote IT Applicants (Higher Education)

n = 318 job postings



Most Commonly Advertised Job Titles for Remote IT Applicants (All Other Industries)

n = 131,667 job postings



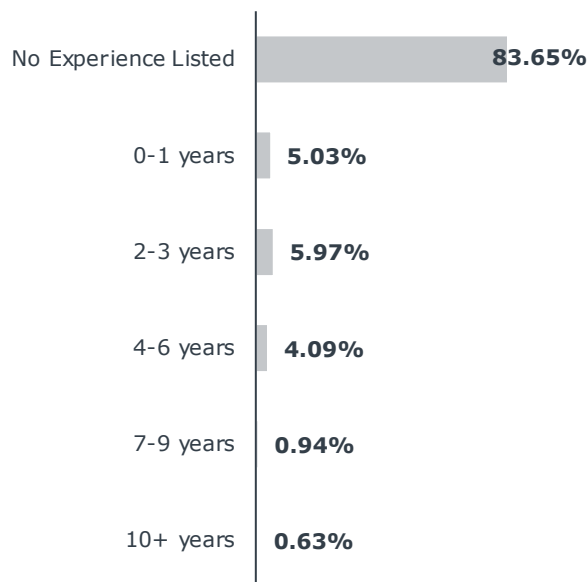
Median Years of Experience Requested of Remote IT Applicants (Higher Education)

n = 318 job postings

2 Years

Experience Levels Requested of Remote IT Applicants (Higher Education)

n = 318 job postings



Median Years of Experience Requested of Remote IT Applicants (All Other Industries)

n = 131,667 job postings

3 Years

Experience Levels Requested of Remote IT Applicants (All Other Industries)

n = 131,667 job postings

