

Navigate360: The AI Trail Guide for Enrollment

Embedded AI that tracks progress, prompts action, and expands your team's capacity.

25%

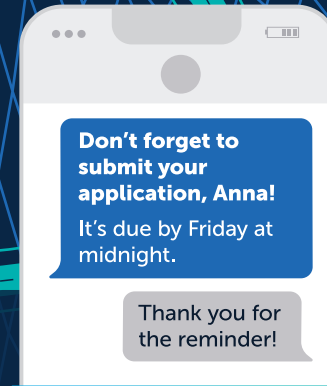
Average capacity savings for staff with Navigate360 embedded AI—freeing up time to help more students enroll.



Connects to Human Experts When Needed

Recognizes when a staff member is appropriate and connects prospective students to them proactively—ensuring they receive personalized support when it matters most.

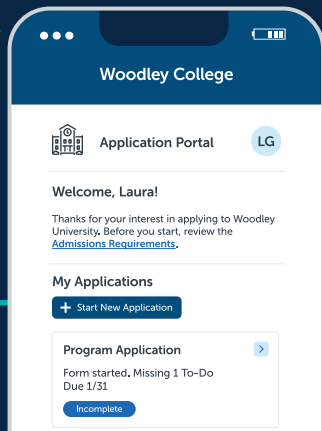
6



Sticks with Students Through Every Step

Provides continuous 24/7 AI guidance and insight across the entire prospective student journey, ensuring students never have to navigate enrollment alone.

5



Nudges Students Forward

Automated nudges keep students on track, offering real guidance, not just reminders.

4



Notices When Someone Slows Down

Flags risk early, identifying missed steps, disengagement, or melt indicators before frustration becomes abandonment.

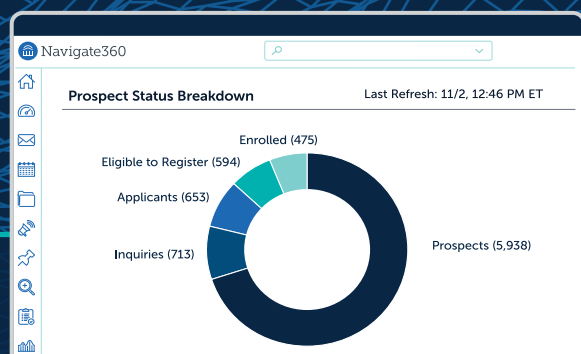
3



Helps to Lighten the Load

AI generates messaging, reports, insights, and content in real time—reducing staff workload and helping teams make informed decisions.

2



Clarifies the Path

Real-time funnel insights show where students stall, forecast yield, and guide outreach priorities.

1